

TGI SINCE 1964

TAIWANGLASS

TABLEWAREGLASS

Tableware Glass

100% Made in Taiwan

台玻容廚器

Taiwan Glass Tableware

台玻集團自 1964 年由創辦人 名譽董事長 林玉嘉創立以來，首先在新竹成立第一座工廠，生產容器玻璃、食器玻璃、耐熱玻璃與平板玻璃等多元產品，以先進的技術及全公司的品質管理，提供客戶滿意的產品。

食器

產品分為杯身較薄的吹製杯及較厚、有手把的壓製杯，色澤及白度優並可提供客戶不同顏色的選擇（如：黑色、鐵灰色、藍色、綠色、紫色等），品質符合 CNS、美國 FDA、歐盟 REACH 及 SVHC 等多項國際標準。2013 年起增加耐熱壓製生產線，產品以湯鍋、烤碗盤、保鮮盒為主，可更貼近零售及餐飲市場，提高競爭力。

廚器

為膨脹係數 α -33 之硼矽酸耐熱玻璃，瞬間溫差可達 150° C，且耐酸鹼性與強度均較鈉鈣玻璃佳，大幅提升使用安全性及用途多樣化。產品主要為咖啡壺、沖茶器、泡茶壺、儲物罐等，並陸續開發玻璃黏手把及雙層杯等加工產品，提高附加價值。

食廚器玻璃加工

與日本耐熱玻璃廠 HARIO 合作，導入技術並設立食廚加工場，對於自行生產的耐熱玻璃產品進行加工及組裝作業，強化台玻食廚器產品的多元性。

自動倉儲

台玻使用自動倉儲設備與紙棧板，20 分鐘即可裝填 40 尺貨櫃，每年外銷 5,000 貨櫃，品質深受國外客戶肯定。

Since its incorporation in 1964 by founder and honorary chairman Lin Yu-Chia, Taiwan Glass Group established first factory in Hsinchu, producing container glass, tableware glass, heat resistant glass, flat glass and so forth, with advanced technology and total quality control, of quality satisfactory to customers.

Tableware

Tableware glass includes blown-wares with thin walls and press-wares for thicker walls or glasses with handles. With its high transparency and clarity, various colors (ex. black, charcoal, blue, green, purple) are available for clients to choose from. The fine quality of our tableware products have been approved to meet CNS, FDA, ROHS, REACH and SVHC standards. In addition, a new borosilicate press line for products such as casseroles, roasters and food containers will meet the requirements for retail and catering markets as well as enhancing competitiveness.

Kitchenware

Kitchenware glass is made of α -33 borosilicate material with thermal resistant to 150° C temperature difference with better alkali and acid-resistance than sodalime glass, enhancing the safety and diversity of products. Product range

includes coffee / tea pots, pitchers, jars, etc, and we continue to add value by developing handle attaching and double-wall glassware.

Tableware & Kitchenware Processing

TG cooperated with HARIO, a Japanese borosilicate glass manufacturer, to increase know-how and build a plant for glass processing as well as partsassembling which will enhance the diversity of the product range.

Automated Warehouse

TG Hsinchu Factory has installed automated warehouse and paper pallet facilities which can load a 40 feet container every 20 minutes. Highly received by customers overseas for the quality, approximately 5,000 containers are exported every year.

台玻新竹廠沿革

History & Development of TG Hsinchu Plant

1964	台玻集團成立	Company Established
1966	新竹廠建立	Hsinchu Factory Established
1967	平板玻璃投產	Sheet Glass Plant Production
1969	容器玻璃投產	Container Glass Production
1979	食器玻璃投產	Tableware Glass Production
1989	廚器玻璃投產	Kitchenware Glass Production
1994	容器玻璃與日本 Yamamura Glass 技術合作	Container Glass Technical Cooperation with Yamamura Glass
1995	容器玻璃與德國 Heye Glass 技術合作	Container Glass Technical Cooperation with Heye Glass
1999	食器玻璃與日本 Ishizuka Glass 技術合作	Tableware Glass Technical Cooperation with Ishizuka Glass
2008	通過 ISO-14001:1996 EMS 認證	ISO-14001:1996 EMS Certificated
2009	容器玻璃與 Heye Glass 續簽技術合作	Container Glass Re-Technical Cooperation with Heye Glass
2010	ISO-9001:2008 QMS 認證	ISO-9001:2008 QMS Certificated
2011	自動倉儲完成	Installation of Auto-warehouse
2013	ISO-22000:2005	ISO-22000:2005 Food Safety Management System
	食廚加工場投產	Certification
	耐熱玻璃窯爐 TS-10(IS), TS-11(press) 投產	Tableware Processing Plant in production
		TS-10, TS-11 heat-resistant furnaces in production



台灣玻璃食廚加工場簡介

TG Glassware Processing Plant

台灣玻璃在 2012 年斥資新台幣一億元，於新竹廠旁，原台豐汽水廠舊址興建食廚加工場，2013 年春季正式完工並開始投產。主要加工品項為黏手把以及雙層杯系列產品，未來將陸續 發展食廚玻璃器皿周邊配件及組裝之產品，期能提供顧客最完整之 MIT 精品。

食廚加工廠委由法國專業設計複合型建築及特製外牆的 RFR 工程公司設計，使用台玻所生產 世界最先進的節能複層低輻射 (Low-E) 玻璃，建造全玻璃帷幕之建築，兼顧製造工業需求 及建築結構美學理念；加工設備與日本耐熱玻璃廠 HARIO 合作，導入技術與機器，搭配台玻 現有之優良印刷加工技術，強化台玻食廚玻璃設計及配件組裝，滿足顧客多元化需求，同時 提供具高品質之產品。

台灣玻璃創業近半世紀，擁有世界最先進設備與技術，生產浮法、玻璃纖維、容食廚及耐熱 等各類玻璃產品，品質優良、經驗豐富，深受國內外客戶好評。為提供消費者更多樣及安全 性的產品，投資引進食廚玻璃黏手把及雙層杯之加工設備與技術，使產品設計更輕巧便利，並增添良好的隔熱及不易結露，大幅提升了產品質感及視覺享受，讓消費者擁有良好的使用 經驗。

TG Glassware Processing Plant

With an investment of NT\$100 million, TG had commenced in 2012 the construction of a glassware processing plant on the site where once Taihong soft drink bottling plant was and next to its Hsinchu Factory. The plant was completed and started production in the spring of 2013 and focuses initially on the production of a series of handle-attached and double-wall insulated glassware. The development of accessories and other related items will follow, with the aim of supplying customers with a complete set of fine products made in Taiwan.

The plant building, designed by RFR Group, a French company specializing in complex architecture and external walls, is enveloped with the advanced energy-saving insulating Low-E glass units manufactured by TGI, meeting both industrial standards and architectural aesthetics. Additionally, a JV with Hario Co., Ltd., a Japanese company, was formed for technical cooperation to introduce processing facilities and technologies required to enhance the design of glassware and accessories, and with the aid of its existing advanced printing technique, TG may meet diversified customer needs and meanwhile, supply quality products.



台灣玻璃食廚加工場 TG Glassware Processing Plant

玻璃種類

Types of Glass

● 耐熱玻璃 Heat – resistant Glass

主要成分 Materials

矽砂 SiO₂ 73% 硼 B₂O₃ 13%

特色 Features

耐熱性佳,可承受 120~150° C 瞬間溫差,可放入電鍋、微波、烤箱使用。

Heat-resistant for 120~150° C thermal shock, safe to use in electric pot, microwave oven or oven.

玻璃器皿使用說明與維護 Use and Care



1. 請勿堆疊存放玻璃器皿,不但容易刮傷玻璃表面外亦可能造成破裂。

Always not stack the glassware to avoid scratches or potential breakage.



2. 避免同時以手指夾取兩個以上玻璃杯,不但容易刮傷玻璃表面外亦可能因碰撞而造成破裂。

Do not pick up glassware between the fingers, to avoid scratches or potential breakage.



3. 請勿使用鋼刷。粗硬材質恐刮傷玻璃並儘量以中性洗劑清洗。

Do not clean with metal brush. Hard utensils could leave the scratch, always use neutral cleansers to wash the glassware.

● 鈉鈣玻璃 Sodalime Glass

主要成分 Materials

矽砂 SiO₂ 73% 鹼 Na₂O 13%

特色 Features

清澈透明度佳,可以著色劑生產不同顏色,是家用玻璃器皿主流。

Better clear and transparency, can be tinted by pigments for different colors, popular glassware for tabletop usage at home.

玻璃器皿使用說明與維護 Use and Care



1. 請勿堆疊存放玻璃器皿,不但容易刮傷玻璃表面外亦可能造成破裂。

Always not stack the glassware to avoid scratches or potential breakage.



2. 避免同時以手指夾取兩個以上玻璃杯,不但容易刮傷玻璃表面外亦可能因碰撞而造成破裂。

Do not pick up glassware by the fingers, to avoid scratches or potential breakage.



3. 請勿使用鋼刷。粗硬材質恐刮傷玻璃並儘量以中性洗劑清洗。

Do not clean with metal brush. Hard utensils could leave the scratch, always use neutral cleansers to wash the glassware.



4. 不適合微波使用。
Not for Microwave oven



5. 避免溫度急遽變化。鈉鈣玻璃 (非耐熱) 玻璃製品僅能承受 40° C 的瞬間溫度變化。

Avoid sudden temperature difference. Sodalime (non-heat-resistant) glassware can only endure 40° C sudden temperature difference.

包裝種類

Type of Packaging

瓦楞紙箱包裝 Corrugated carton box



4 只入彩盒 4 pcs window box



6 只入彩盒 6 pcs handled box



12 只入彩盒 12 pcs color box



客製化印刷

Customized Printing

1. 可印多達 6 色印刷 (依外型而定)。
- Screen-printing up to 6 colors (depends on product shapes).
2. 使用耐高溫、耐刮之有機色料。
- Use Heat and Scratch-resistant organic pigment.



目錄 CONTENTS

<div>COLD DRINK 冷飲</div> <div>Hi Ball</div> <div>Cooler & Beverage</div>	13	<div>CONTAINER 保存容器</div> <div>Jars</div> <div>Heat - Resistant Food Container</div>	71
<div>BEER 啤酒</div> <div>Beer Glass</div> <div>Beer Mug</div> <div>Pilsner</div>	23	<div>OTHER 其他</div> <div>Ashtrays</div> <div>Candle Holders</div> <div>Bowls & Plates</div>	77
<div>LIQUOR 烈酒</div> <div>Rocks</div> <div>Beaker Glass</div> <div>Shot Glass & Liqueur</div>	31		
<div>TEA & COFFEE 茶、咖啡</div> <div>Cup & Saucer</div> <div>Heat - Resistant Double Wall Mug</div> <div>Heat - Resistant Handle - Attached Series</div>	43		
<div>MUG 馬克杯</div>	51		
<div>COLOR GLASS 有色杯</div>	55		
<div>COOKWARE 烹飪餐具</div> <div>Heat - Resistant Glass Casserole</div> <div>Heat - Resistant Bowls</div> <div>Heat - Resistant Glass Roaster</div>	67		

COLD DRINK



Hi Ball

● 鈉鈣玻璃 Sodalime Glass



41A00245
直水杯 Hi Ball

Capacity	245 ml
Weight	180 gr.
Height	109.5 m/m
Top Dia.	63.5 m/m
Bot Dia.	60 m/m
pcs/box	12
bxs/ctn	6
CBM/CTN	0.045



41A00315
直水杯 Hi Ball

Capacity	315 ml
Weight	240 gr.
Height	140 m/m
Top Dia.	63 m/m
Bot Dia.	60 m/m
pcs/box	60
bxs/ctn	-
CBM/CTN	0.042



41A00345
直水杯 Hi Ball

Capacity	345 ml
Weight	245 gr.
Height	150 m/m
Top Dia.	63 m/m
Bot Dia.	60 m/m
pcs/box	12
bxs/ctn	4
CBM/CTN	0.040



41A00400
長型杯 Hi Ball

Capacity	400 ml
Weight	240 gr.
Height	142 m/m
Top Dia.	71 m/m
Bot Dia.	63 m/m
pcs/box	12
bxs/ctn	4
CBM/CTN	0.048



41A00470
直筒杯 Hi Ball

Capacity	470 ml
Weight	320 gr.
Height	170 m/m
Top Dia.	70 m/m
Bot Dia.	64.5 m/m
pcs/box	12
bxs/ctn	4
CBM/CTN	0.054



41A00256
果汁 Hi Ball

Capacity	256 ml
Weight	195 gr.
Height	144 m/m
Top Dia.	56 m/m
Bot Dia.	52.2 m/m
pcs/box	12
bxs/ctn	6
CBM/CTN	0.045



41R00240
厚底杯 Hi Ball

Capacity	240 ml
Weight	235 gr.
Height	147 m/m
Top Dia.	56.5 m/m
Bot Dia.	52.2 m/m
pcs/box	12
bxs/ctn	6
CBM/CTN	0.045



41R00460
厚底光面杯 Hi Ball

Capacity	460 ml
Weight	345 gr.
Height	170 m/m
Top Dia.	70 m/m
Bot Dia.	64.5 m/m
pcs/box	12
bxs/ctn	4
CBM/CTN	0.053



41R00420
厚底杯 Hi Ball

Capacity	420 ml
Weight	280 gr.
Height	150 m/m
Top Dia.	71.5 m/m
Bot Dia.	63 m/m
pcs/box	12
bxs/ctn	4
CBM/CTN	0.051



Cooler & Beverage

● 鈉鈣玻璃 Sodalime Glass



42A00143
小茶杯 Water

Capacity 143 ml
Weight 135 gr.
Height 85 m/m
Top Dia. 64 m/m
Bot Dia. 47 m/m
pcs/box 12
bxs/ctn 6
CBM/CTN 0.037



42A00150
小茶杯 Water

Capacity 150 ml
Weight 115 gr.
Height 83 m/m
Top Dia. 60 m/m
Bot Dia. 47.3 m/m
pcs/box 12
bxs/ctn 6
CBM/CTN 0.025



42D00105
咖啡杯 Coffee Cup

Capacity 105 ml
Weight 110 gr.
Height 62 m/m
Top Dia. 67.5 m/m
Bot Dia. 43.5 m/m
pcs/box 12
bxs/ctn 12
CBM/CTN 0.079



42D00245
咖啡杯 Coffee Cup

Capacity 245 ml
Weight 215 gr.
Height 95.5 m/m
Top Dia. 81 m/m
Bot Dia. 53 m/m
pcs/box 12
bxs/ctn 6
CBM/CTN 0.06



42C00259
水杯 Water

Capacity 259 ml
Weight 190 gr.
Height 89 m/m
Top Dia. 87 m/m
Bot Dia. 53.3 m/m
pcs/box 12
bxs/ctn 6
CBM/CTN 0.057



42C00341
水杯 Beverage

Capacity 341 ml
Weight 260 gr.
Height 117 m/m
Top Dia. 87 m/m
Bot Dia. 48.6 m/m
pcs/box 12
bxs/ctn 4
CBM/CTN 0.048



42C00449
水杯 Cooler

Capacity 449 ml
Weight 375 gr.
Height 152 m/m
Top Dia. 87 m/m
Bot Dia. 55.2 m/m
pcs/box 12
bxs/ctn 4
CBM/CTN 0.059



41H00185
果汁杯 Juice

Capacity 185 ml
Weight 160 gr.
Height 94 m/m
Top Dia. 68.5 m/m
Bot Dia. 56 m/m
pcs/box 12
bxs/ctn 6
CBM/CTN 0.048



42C00205
八角水杯 Octagonal Water

Capacity 205 ml
Weight 210 gr.
Height 82.5 m/m
Top Dia. 80 m/m
Bot Dia. 54 m/m
pcs/box 12
bxs/ctn 6
CBM/CTN 0.054



42C00352
八角水杯 Octagonal Water

Capacity 352 ml
Weight 320 gr.
Height 99 m/m
Top Dia. 90 m/m
Bot Dia. 66 m/m
pcs/box 6
bxs/ctn 4
CBM/CTN 0.051



42C00315
八角水杯 Octagonal Beverage

Capacity 315 ml
Weight 330 gr.
Height 140 m/m
Top Dia. 74 m/m
Bot Dia. 57 m/m
pcs/box 12
bxs/ctn 4
CBM/CTN 0.051



41N00305
十角杯 Decagonal Long Drink

Capacity 305 ml
Weight 250 gr.
Height 120 m/m
Top Dia. 65.5 m/m
Bot Dia. 65 m/m
pcs/box 12
bxs/ctn 6
CBM/CTN 0.054



41E00225
茶水杯 Water

Capacity 225 ml
Weight 118 gr.
Height 61 m/m
Top Dia. 75.5 m/m
Bot Dia. 44 m/m
pcs/box 12
bxs/ctn 6
CBM/CTN 0.045



41E00235
吉利杯 Juice

Capacity 235 ml
Weight 152 gr.
Height 107 m/m
Top Dia. 64 m/m
Bot Dia. 50.5 m/m
pcs/box 12
bxs/ctn 6
CBM/CTN 0.045



41D00300
飲料杯 Juice

Capacity 300 ml
Weight 195 gr.
Height 115 m/m
Top Dia. 60.5 m/m
Bot Dia. 67.5 m/m
pcs/box 12
bxs/ctn 6
CBM/CTN 0.054



41S00340
橢圓杯 Oval Long Drink

Capacity 340 ml
Weight 285 gr.
Height 150 m/m
Top Dia. 65 m/m
Bot Dia. 70 m/m
pcs/box 12
bxs/ctn 6
CBM/CTN 0.045

Cooler & Beverage

● 鈉鈣玻璃 Sodalime Glass



Cooler & Beverage

● 鈉鈣玻璃 Sodalime Glass



41F20200
可樂杯 Cola Glass

Capacity	200 ml
Weight	145 gr.
Height	101 m/m
Top Dia.	65.4 m/m
Bot Dia.	51.6 m/m
pcs/box	12
bxs/ctn	6
CBM/CTN	0.048



41F20285
可樂杯 Cola Glass

Capacity	285 ml
Weight	210 gr.
Height	112.5 m/m
Top Dia.	72 m/m
Bot Dia.	59 m/m
pcs/box	12
bxs/ctn	6
CBM/CTN	0.054



41F20425
可樂杯 Cola Glass

Capacity	425 ml
Weight	295 gr.
Height	128 m/m
Top Dia.	82 m/m
Bot Dia.	67.2 m/m
pcs/box	12
bxs/ctn	4
CBM/CTN	0.054



41F10490
可樂杯 Cola Glass

Capacity	490 ml
Weight	215 gr.
Height	154 m/m
Top Dia.	79.5 m/m
Bot Dia.	54 m/m
pcs/box	12
bxs/ctn	6
CBM/CTN	0.091



41K00190
珠型水杯 Beaded Water

Capacity	190 ml
Weight	200 gr.
Height	110 m/m
Top Dia.	57.5 m/m
Bot Dia.	60 m/m
pcs/box	12
bxs/ctn	6
CBM/CTN	0.042



41K00250
珠型水杯 Beaded Beverage

Capacity	250 ml
Weight	213 gr.
Height	117 m/m
Top Dia.	62 m/m
Bot Dia.	55 m/m
pcs/box	12
bxs/ctn	6
CBM/CTN	0.051



41J00300
方型水杯 Square Cooler

Capacity	300 ml
Weight	240 gr.
Height	140 m/m
Top Dia.	70/65.5 m/m
Bot Dia.	65/48.5 m/m
pcs/box	12
bxs/ctn	6
CBM/CTN	0.057



41H00320
竹節杯 Bamboo

Capacity	320 ml
Weight	223 gr.
Height	153 m/m
Top Dia.	62.2 m/m
Bot Dia.	55.3 m/m
pcs/box	12
bxs/ctn	8
CBM/CTN	0.039



41P00410
圓杯 Sphere Beverage

Capacity	410 ml
Weight	225 gr.
Height	140 m/m
Top Dia.	65 m/m
Bot Dia.	47 m/m
pcs/box	12
bxs/ctn	6
CBM/CTN	0.075



41G00315
果汁杯 Juice

Capacity	315 ml
Weight	275 gr.
Height	146 m/m
Top Dia.	66.5 m/m
Bot Dia.	71 m/m
pcs/box	12
bxs/ctn	4
CBM/CTN	0.048



41G00425
果汁杯 Juice

Capacity	425 ml
Weight	335 gr.
Height	166 m/m
Top Dia.	71.5 m/m
Bot Dia.	75 m/m
pcs/box	12
bxs/ctn	4
CBM/CTN	0.059



41C00415
果汁杯 Juice

Capacity	415 ml
Weight	270 gr.
Height	135 m/m
Top Dia.	68.5 m/m
Bot Dia.	66.5 m/m
pcs/box	6
bxs/ctn	4
CBM/CTN	0.054



41D00155
美樂杯 Long Drink

Capacity	155 ml
Weight	108 gr.
Height	94 m/m
Top Dia.	53.5 m/m
Bot Dia.	52.5 m/m
pcs/box	12
bxs/ctn	6
CBM/CTN	0.028



41D00180
美樂杯 Long Drink

Capacity	180 ml
Weight	122 gr.
Height	107 m/m
Top Dia.	55 m/m
Bot Dia.	56 m/m
pcs/box	12
bxs/ctn	6
CBM/CTN	0.037



41D00234
美樂杯 Long Drink

Capacity	234 ml
Weight	162 gr.
Height	115 m/m
Top Dia.	59 m/m
Bot Dia.	59.6 m/m
pcs/box	12
bxs/ctn	6
CBM/CTN	0.042



41D00255
美樂杯 Long Drink

Capacity	255 ml
Weight	180 gr.
Height	115 m/m
Top Dia.	62 m/m
Bot Dia.	62 m/m
pcs/box	12
bxs/ctn	6
CBM/CTN	0.045



Cooler & Beverage

● 鈉鈣玻璃 Sodalime Glass



41D00285
美晶杯 Long Drink

Capacity 285 ml
Weight 230 gr.
Height 150 m/m
Top Dia. 58.5 m/m
Bot Dia. 39 m/m
pcs/box 12
bxs/ctn 6
CBM/CTN 0.051



41D00310
大美樂杯 Long Drink

Capacity 310 ml
Weight 200 gr.
Height 125 m/m
Top Dia. 64 m/m
Bot Dia. 50.5 m/m
pcs/box 12
bxs/ctn 6
CBM/CTN 0.054



41D00360
美飲杯 Beverage

Capacity 360 ml
Weight 197 gr.
Height 127 m/m
Top Dia. 68 m/m
Bot Dia. 53 m/m
pcs/box 12
bxs/ctn 6
CBM/CTN 0.042



41D00355
美晶杯 Beverage

Capacity 355 ml
Weight 200 gr.
Height 120 m/m
Top Dia. 70 m/m
Bot Dia. 50 m/m
pcs/box 12
bxs/ctn 6
CBM/CTN 0.062



41P00360
大桶杯 Cooler

Capacity 360 ml
Weight 250 gr.
Height 134 m/m
Top Dia. 75 m/m
Bot Dia. 49 m/m
pcs/box 12
bxs/ctn 4
CBM/CTN 0.051



41D00430
美晶杯 Beverage

Capacity 430 ml
Weight 240 gr.
Height 150 m/m
Top Dia. 65 m/m
Bot Dia. 50 m/m
pcs/box 12
bxs/ctn 4
CBM/CTN 0.051



41A00295
大茶杯 Hi Ball

Capacity 295 ml
Weight 215 gr.
Height 133 m/m
Top Dia. 70 m/m
Bot Dia. 53 m/m
pcs/box 48
bxs/ctn -
CBM/CTN 0.040



41A00320
牛奶杯 Hi Ball

Capacity 320 ml
Weight 225 gr.
Height 152 m/m
Top Dia. 68 m/m
Bot Dia. 50 m/m
pcs/box 12
bxs/ctn 4
CBM/CTN 0.048



41A00340
大茶杯 Water

Capacity 340 ml
Weight 210 gr.
Height 130 m/m
Top Dia. 74.5 m/m
Bot Dia. 55 m/m
pcs/box 12
bxs/ctn 6
CBM/CTN 0.057



41A00433
水杯 Beverage

Capacity 433 ml
Weight 300 gr.
Height 157 m/m
Top Dia. 75 m/m
Bot Dia. 60 m/m
pcs/box 48
bxs/ctn -
CBM/CTN 0.051



41A00435
大茶杯 Hi Ball

Capacity 435 ml
Weight 305 gr.
Height 152 m/m
Top Dia. 77 m/m
Bot Dia. 59 m/m
pcs/box 12
bxs/ctn 4
CBM/CTN 0.057



41A00495
特大杯 Hi Ball Water

Capacity 495 ml
Weight 330 gr.
Height 158 m/m
Top Dia. 80 m/m
Bot Dia. 63 m/m
pcs/box 12
bxs/ctn 4
CBM/CTN 0.059



42A00500
厚底大茶杯 Long Drink

Capacity 500 ml
Weight 425 gr.
Height 152.5 m/m
Top Dia. 89 m/m
Bot Dia. 61 m/m
pcs/box 12
bxs/ctn 4
CBM/CTN 0.065



41R00510
厚底大茶杯 Cooler

Capacity 510 ml
Weight 315 gr.
Height 149 m/m
Top Dia. 88 m/m
Bot Dia. 60 m/m
pcs/box 12
bxs/ctn 4
CBM/CTN 0.065



41A00520
特大杯 Hi Ball

Capacity 520 ml
Weight 285 gr.
Height 158 m/m
Top Dia. 80 m/m
Bot Dia. 63 m/m
pcs/box 12
bxs/ctn 4
CBM/CTN 0.059



41N00375
水杯 Beverage

Capacity 375 ml
Weight 265 gr.
Height 142 m/m
Top Dia. 70 m/m
Bot Dia. 65 m/m
pcs/box 12
bxs/ctn 6
CBM/CTN 0.057

Cooler & Beverage

● 鈉鈣玻璃 Sodalime Glass



Cooler & Beverage

● 鈉鈣玻璃 Sodalime Glass



41B00165
雙層杯 Duplex

Capacity	165 ml
Weight	133 gr.
Height	71 m/m
Top Dia.	65 m/m
Bot Dia.	57.5 m/m
pcs/box	12
bxs/ctn	6
CBM/CTN	0.040



41B00215
雙層杯 Duplex

Capacity	215 ml
Weight	145 gr.
Height	77 m/m
Top Dia.	69 m/m
Bot Dia.	62 m/m
pcs/box	12
bxs/ctn	6
CBM/CTN	0.045



41B00180
竹林杯 Bamboo

Capacity	180 ml
Weight	140 gr.
Height	87.5 m/m
Top Dia.	62 m/m
Bot Dia.	53.5 m/m
pcs/box	12
bxs/ctn	6
CBM/CTN	0.037



41B00240
雙層杯 Duplex

Capacity	240 ml
Weight	180 gr.
Height	96 m/m
Top Dia.	68 m/m
Bot Dia.	60 m/m
pcs/box	12
bxs/ctn	6
CBM/CTN	0.045



41B00410
雙層杯 Duplex

Capacity	410 ml
Weight	250 gr.
Height	104 m/m
Top Dia.	86.7 m/m
Bot Dia.	73 m/m
pcs/box	12
bxs/ctn	4
CBM/CTN	0.051





BEER



Beer Glass

● 鈉鈣玻璃 Sodalime Glass



41F00190
啤酒杯 Beer

Capacity	190 ml
Weight	145 gr.
Height	90 m/m
Top Dia.	61.5 m/m
Bot Dia.	57 m/m
pcs/box	12
bxs/ctn	6
CBM/CTN	0.040



41F00200
彎水杯 Long Drink

Capacity	200 ml
Weight	165 gr.
Height	103 m/m
Top Dia.	56.5 m/m
Bot Dia.	58 m/m
pcs/box	12
bxs/ctn	6
CBM/CTN	0.042



41F00240
彎水杯 Long Drink

Capacity	240 ml
Weight	200 gr.
Height	123 m/m
Top Dia.	60.5 m/m
Bot Dia.	57.5 m/m
pcs/box	12
bxs/ctn	6
CBM/CTN	0.048



41F00335
彎水杯 Long Drink

Capacity	335 ml
Weight	240 gr.
Height	155 m/m
Top Dia.	63 m/m
Bot Dia.	60 m/m
pcs/box	12
bxs/ctn	4
CBM/CTN	0.043



41F00320
啤酒杯 Beer

Capacity	320 ml
Weight	185 gr.
Height	129 m/m
Top Dia.	66.5 m/m
Bot Dia.	59.5 m/m
pcs/box	12
bxs/ctn	6
CBM/CTN	0.068



41F00325
啤酒杯 Beer

Capacity	325 ml
Weight	250 gr.
Height	148 m/m
Top Dia.	65.5 m/m
Bot Dia.	56 m/m
pcs/box	12
bxs/ctn	4
CBM/CTN	0.045



41F00505
啤酒杯 Beer

Capacity	505 ml
Weight	330 gr.
Height	168 m/m
Top Dia.	75 m/m
Bot Dia.	65 m/m
pcs/box	12
bxs/ctn	4
CBM/CTN	0.065



41F00300
啤酒杯 Beer

Capacity	300 ml
Weight	245 gr.
Height	135 m/m
Top Dia.	71 m/m
Bot Dia.	51 m/m
pcs/box	48
bxs/ctn	-
CBM/CTN	0.040



Beer Glass

● 鈉鈣玻璃 Sodalime Glass



41F00440
啤酒杯 Beer

Capacity	440 ml
Weight	300 gr.
Height	146 m/m
Top Dia.	81 m/m
Bot Dia.	57 m/m
pcs/box	48
bxs/ctn	-
CBM/CTN	0.057



41F00330
啤酒杯 Beer

Capacity	330 ml
Weight	240 gr.
Height	166 m/m
Top Dia.	65.5 m/m
Bot Dia.	50 m/m
pcs/box	12
bxs/ctn	4
CBM/CTN	0.042



41F00350
啤酒杯 Beer

Capacity	350 ml
Weight	290 gr.
Height	170 m/m
Top Dia.	72.7 m/m
Bot Dia.	55 m/m
pcs/box	6
bxs/ctn	24
CBM/CTN	0.030



41F00365
彎水杯 Long Drink

Capacity	365 ml
Weight	250 gr.
Height	170 m/m
Top Dia.	63.5 m/m
Bot Dia.	55 m/m
pcs/box	12
bxs/ctn	4
CBM/CTN	0.054



41F00500
啤酒杯 Pub Glass

Capacity	500 ml
Weight	330 gr.
Height	167 m/m
Top Dia.	79.5 m/m
Bot Dia.	64.5 m/m
pcs/box	12
bxs/ctn	6
CBM/CTN	0.071



41P00520
黑啤酒桶杯 Pub Glass

Capacity	520 ml
Weight	300 gr.
Height	147 m/m
Top Dia.	82.5 m/m
Bot Dia.	65.4 m/m
pcs/box	12
bxs/ctn	4
CBM/CTN	0.071



41P00575
黑啤酒桶杯 Pub Glass

Capacity	575 ml
Weight	320 gr.
Height	159 m/m
Top Dia.	79 m/m
Bot Dia.	65.4 m/m
pcs/box	12
bxs/ctn	4
CBM/CTN	0.071



41P00525
黑啤酒桶杯 Pub Glass

Capacity	525 ml
Weight	295 gr.
Height	163 m/m
Top Dia.	70 m/m
Bot Dia.	55 m/m
pcs/box	12
bxs/ctn	4
CBM/CTN	0.065

Beer Glass

● 鈉鈣玻璃 Sodalime Glass



41F00590
啤酒杯 English Pub Glass

Capacity	590 ml
Weight	320 gr.
Height	152 m/m
Top Dia.	87 m/m
Bot Dia.	67 m/m
pcs/box	48
bxs/ctn	-
CBM/CTN	0.068



41P00610
啤酒杯 Beer

Capacity	610 ml
Weight	340 gr.
Height	170 m/m
Top Dia.	80 m/m
Bot Dia.	68 m/m
pcs/box	12
bxs/ctn	4
CBM/CTN	0.075



Beer Mug

● 鈉鈣玻璃 Sodalime Glass



42I20280
鑽底有柄啤酒杯 Beer Mug

Capacity	280 ml
Weight	540 gr.
Height	123 m/m
Top Dia.	69 m/m
Bot Dia.	82 m/m
pcs/box	12
bxs/ctn	4
CBM/CTN	0.059



42I00470
有柄啤酒杯 Beer Mug

Capacity	470 ml
Weight	730 gr.
Height	153 m/m
Top Dia.	78 m/m
Bot Dia.	90 m/m
pcs/box	12
bxs/ctn	2
CBM/CTN	0.045



42I20285
有柄啤酒杯 Beer Mug

Capacity	285 ml
Weight	350 gr.
Height	96 m/m
Top Dia.	76 m/m
Bot Dia.	92 m/m
pcs/box	-
bxs/ctn	36
CBM/CTN	0.033



42I00374
有柄啤酒杯 Beer Mug

Capacity	374 ml
Weight	700 gr.
Height	155 m/m
Top Dia.	77 m/m
Bot Dia.	63.5 m/m
pcs/box	12
bxs/ctn	2
CBM/CTN	0.040



42I00330
葵花啤酒杯 Beer Mug

Capacity	330 ml
Weight	385 gr.
Height	126 m/m
Top Dia.	72 m/m
Bot Dia.	68 m/m
pcs/box	12
bxs/ctn	3
CBM/CTN	0.042



42I10600
葵花啤酒杯 Beer Mug

Capacity	600 ml
Weight	645 gr.
Height	157 m/m
Top Dia.	86.5 m/m
Bot Dia.	79 m/m
pcs/box	12
bxs/ctn	2
CBM/CTN	0.048



42I00375
有柄啤酒杯 Beer Mug

Capacity	375 ml
Weight	380 gr.
Height	130 m/m
Top Dia.	80 m/m
Bot Dia.	55 m/m
pcs/box	12
bxs/ctn	4
CBM/CTN	0.065



42I00400
有柄啤酒杯 Beer Mug

Capacity	400 ml
Weight	725 gr.
Height	160 m/m
Top Dia.	75 m/m
Bot Dia.	68 m/m
pcs/box	12
bxs/ctn	2
CBM/CTN	0.042



42I10300
有柄啤酒杯 Beer Mug

Capacity	300 ml
Weight	505 gr.
Height	140.5 m/m
Top Dia.	67 m/m
Bot Dia.	67 m/m
pcs/box	12
bxs/ctn	4
CBM/CTN	0.059



42I00430
有柄啤酒杯 Beer Mug

Capacity	430 ml
Weight	685 gr.
Height	156 m/m
Top Dia.	75.5 m/m
Bot Dia.	80.5 m/m
pcs/box	12
bxs/ctn	2
CBM/CTN	0.040



42I00510
有柄啤酒杯 Beer Mug

Capacity	510 ml
Weight	750 gr.
Height	158 m/m
Top Dia.	82 m/m
Bot Dia.	79.5 m/m
pcs/box	12
bxs/ctn	2
CBM/CTN	0.045



42I00320
有柄啤酒杯 Beer Mug

Capacity	320 ml
Weight	420 gr.
Height	126 m/m
Top Dia.	72 m/m
Bot Dia.	38 m/m
pcs/box	12
bxs/ctn	3
CBM/CTN	0.042



42I10400
有柄啤酒杯 Beer Mug

Capacity	400 ml
Weight	750 gr.
Height	156 m/m
Top Dia.	76 m/m
Bot Dia.	79 m/m
pcs/box	12
bxs/ctn	2
CBM/CTN	0.046



42I00440
馬克杯 Beer Mug

Capacity	440 ml
Weight	450 gr.
Height	135 m/m
Top Dia.	94 m/m
Bot Dia.	56 m/m
pcs/box	12
bxs/ctn	3
CBM/CTN	0.062



42I60500
有柄縮腰啤酒杯 Beer Mug

Capacity	500 ml
Weight	680 gr.
Height	153 m/m
Top Dia.	88 m/m
Bot Dia.	83 m/m
pcs/box	12
bxs/ctn	2
CBM/CTN	0.045



42I70500
八角有柄啤酒杯 Octagonal Beer Mug

Capacity	500 ml
Weight	675 gr.
Height	160 m/m
Top Dia.	80 m/m
Bot Dia.	80 m/m
pcs/box	12
bxs/ctn	2
CBM/CTN	0.045



Beer Mug

● 鈉鈣玻璃 Sodalime Glass



42I20500
花底光面啤酒杯 Beer Mug

Capacity	500 ml
Weight	725 gr.
Height	145 m/m
Top Dia.	80 m/m
Bot Dia.	80 m/m
pcs/box	12
bxs/ctn	2
CBM/CTN	0.048



42I30500
花底光面啤酒杯 Beer Mug

Capacity	500 ml
Weight	720 gr.
Height	153 m/m
Top Dia.	80 m/m
Bot Dia.	80 m/m
pcs/box	12
bxs/ctn	2
CBM/CTN	0.048



42I00442
有柄啤酒杯 Beer Mug

Capacity	442 ml
Weight	590 gr.
Height	127 m/m
Top Dia.	80 m/m
Bot Dia.	85.5 m/m
pcs/box	12
bxs/ctn	2
CBM/CTN	0.040



42I80500
台啤有柄啤酒杯 Beer Mug

Capacity	500 ml
Weight	670 gr.
Height	142 m/m
Top Dia.	83 m/m
Bot Dia.	86 m/m
pcs/box	12
bxs/ctn	2
CBM/CTN	0.050



42I00505
德國啤酒杯 Beer Mug

Capacity	505 ml
Weight	830 gr.
Height	210 m/m
Top Dia.	80 m/m
Bot Dia.	63 m/m
pcs/box	6
bxs/ctn	4
CBM/CTN	0.057



42I00535
有柄啤酒杯 Beer Mug

Capacity	535 ml
Weight	735 gr.
Height	150 m/m
Top Dia.	83 m/m
Bot Dia.	93 m/m
pcs/box	12
bxs/ctn	2
CBM/CTN	0.048



42G00330
有柄斟酒杯 Beer Mug

Capacity	330 ml
Weight	390 gr.
Height	130 m/m
Top Dia.	81 m/m
Bot Dia.	61 m/m
pcs/box	12
bxs/ctn	3
CBM/CTN	0.042



42G00390
有柄公杯 Handled Beaker

Capacity	390 ml
Weight	460 gr.
Height	128 m/m
Top Dia.	100 m/m
Bot Dia.	75 m/m
pcs/box	12
bxs/ctn	3
CBM/CTN	0.056

Pilsner

● 鈉鈣玻璃 Sodalime Glass



41G00130
喇叭啤酒杯 Flare Pilsner

Capacity	130 ml
Weight	124 gr.
Height	101 m/m
Top Dia.	56 m/m
Bot Dia.	44.5 m/m
pcs/box	12
bxs/ctn	12
CBM/CTN	0.065



41G10206
喇叭啤酒杯 Flare Pilsner

Capacity	206 ml
Weight	210 gr.
Height	130.5 m/m
Top Dia.	70 m/m
Bot Dia.	53.1 m/m
pcs/box	72
bxs/ctn	-
CBM/CTN	0.057



41G00215
喇叭啤酒杯 Flare Pilsner

Capacity	215 ml
Weight	169 gr.
Height	115 m/m
Top Dia.	65 m/m
Bot Dia.	53 m/m
pcs/box	12
bxs/ctn	6
CBM/CTN	0.042



41G00300
喇叭啤酒杯 Flare Pilsner

Capacity	300 ml
Weight	335 gr.
Height	165 m/m
Top Dia.	77 m/m
Bot Dia.	64 m/m
pcs/box	24
bxs/ctn	-
CBM/CTN	0.031



41F00290
啤酒杯 Hourglass Pilsner

Capacity	290 ml
Weight	245 gr.
Height	143 m/m
Top Dia.	71 m/m
Bot Dia.	57 m/m
pcs/box	12
bxs/ctn	4
CBM/CTN	0.042



41F00430
啤酒杯 Hourglass Pilsner

Capacity	430 ml
Weight	335 gr.
Height	170 m/m
Top Dia.	80 m/m
Bot Dia.	61 m/m
pcs/box	24
bxs/ctn	-
CBM/CTN	0.034



LIQUOR



Rocks

● 鈉鈣玻璃 Sodaime Glass



41C00255
威士忌杯 Rocks

Capacity 255 ml
Weight 285 gr.
Height 85 m/m
Top Dia. 81 m/m
Bot Dia. 83 m/m
pcs/box 12
bxs/ctn 4
CBM/CTN 0.036



41C00350
威士忌杯 Rocks

Capacity 350 ml
Weight 335 gr.
Height 93 m/m
Top Dia. 87 m/m
Bot Dia. 91 m/m
pcs/box 12
bxs/ctn 4
CBM/CTN 0.051



41C00425
威士忌杯 Rocks

Capacity 425 ml
Weight 345 gr.
Height 108 m/m
Top Dia. 87 m/m
Bot Dia. 91 m/m
pcs/box 12
bxs/ctn 4
CBM/CTN 0.054



41N00315
十角杯 Decagonal Rocks

Capacity 315 ml
Weight 290 gr.
Height 87 m/m
Top Dia. 79 m/m
Bot Dia. 78.5 m/m
pcs/box 12
bxs/ctn 4
CBM/CTN 0.039



41S00200
橢圓杯 Oval Rocks

Capacity 200 ml
Weight 270 gr.
Height 85 m/m
Top Dia. 72 m/m
Bot Dia. 77/56 m/m
pcs/box 12
bxs/ctn 4
CBM/CTN 0.028



41S00255
橢圓杯 Oval Rocks

Capacity 255 ml
Weight 280 gr.
Height 90 m/m
Top Dia. 77 m/m
Bot Dia. 84/58 m/m
pcs/box 12
bxs/ctn 4
CBM/CTN 0.038



41D00225
美樂威士忌杯 Rocks

Capacity 225 ml
Weight 180 gr.
Height 83 m/m
Top Dia. 70 m/m
Bot Dia. 72 m/m
pcs/box 12
bxs/ctn 6
CBM/CTN 0.045



41D00230
不倒杯 Rocks

Capacity 230 ml
Weight 180 gr.
Height 80 m/m
Top Dia. 70 m/m
Bot Dia. 75.5 m/m
pcs/box 12
bxs/ctn 6
CBM/CTN 0.048



Rocks

● 鈉鈣玻璃 Sodalime Glass



41C00245
北歐威士忌杯 Rocks

Capacity 245 ml
Weight 210 gr.
Height 80 m/m
Top Dia. 75 m/m
Bot Dia. 70 m/m
pcs/box 12
bxs/ctn 6
CBM/CTN 0.045



41C00260
北歐威士忌杯 Rocks

Capacity 260 ml
Weight 195 gr.
Height 88 m/m
Top Dia. 75 m/m
Bot Dia. 70 m/m
pcs/box 12
bxs/ctn 6
CBM/CTN 0.048



41R00230
厚底威士忌杯 Rocks

Capacity 230 ml
Weight 230 gr.
Height 80 m/m
Top Dia. 75 m/m
Bot Dia. 70 m/m
pcs/box 12
bxs/ctn 6
CBM/CTN 0.045



41R00260
厚底杯 Rocks

Capacity 260 ml
Weight 240 gr.
Height 87 m/m
Top Dia. 74.5 m/m
Bot Dia. 70 m/m
pcs/box 12
bxs/ctn 6
CBM/CTN 0.048



41R00330
厚底杯 Rocks

Capacity 330 ml
Weight 290 gr.
Height 90 m/m
Top Dia. 80.5 m/m
Bot Dia. 79 m/m
pcs/box 12
bxs/ctn 4
CBM/CTN 0.038



41R00380
厚底杯 Rocks

Capacity 380 ml
Weight 300 gr.
Height 100 m/m
Top Dia. 80.5 m/m
Bot Dia. 79 m/m
pcs/box 12
bxs/ctn 4
CBM/CTN 0.042



41KJ00195
珠型威士忌杯 Beaded Rocks

Capacity 195 ml
Weight 230 gr.
Height 80 m/m
Top Dia. 67.5 m/m
Bot Dia. 73.5 m/m
pcs/box 12
bxs/ctn 6
CBM/CTN 0.045



41P00200
圓杯 Sphere Rocks

Capacity 200 ml
Weight 145 gr.
Height 80 m/m
Top Dia. 61 m/m
Bot Dia. 42 m/m
pcs/box 12
bxs/ctn 6
CBM/CTN 0.044



41P00400
圓杯 Sphere Rocks

Capacity 400 ml
Weight 230 gr.
Height 99 m/m
Top Dia. 74.5 m/m
Bot Dia. 50 m/m
pcs/box 12
bxs/ctn 6
CBM/CTN 0.076



41P00343
圓杯 Sphere Rocks

Capacity 343 ml
Weight 275 gr.
Height 100 m/m
Top Dia. 66.5 m/m
Bot Dia. 50 m/m
pcs/box 12
bxs/ctn 4
CBM/CTN 0.045



41R00210
厚底小茶杯 Old Fashioned

Capacity 210 ml
Weight 173 gr.
Height 89 m/m
Top Dia. 74 m/m
Bot Dia. 51.5 m/m
pcs/box 12
bxs/ctn 6
CBM/CTN 0.048



42A10310
厚底中茶杯 Old Fashioned

Capacity 310 ml
Weight 320 gr.
Height 92 m/m
Top Dia. 92 m/m
Bot Dia. 63 m/m
pcs/box 12
bxs/ctn 4
CBM/CTN 0.051



42A00352
厚底中茶杯 Old Fashioned

Capacity 352 ml
Weight 396 gr.
Height 98 m/m
Top Dia. 94 m/m
Bot Dia. 68 m/m
pcs/box 12
bxs/ctn 3
CBM/CTN 0.042



42R00380
厚底威士忌杯 Old Fashioned

Capacity 380 ml
Weight 470 gr.
Height 113 m/m
Top Dia. 90 m/m
Bot Dia. 70 m/m
pcs/box 12
bxs/ctn 4
CBM/CTN 0.045



42J00242
方杯 Square Rocks

Capacity 242 ml
Weight 362 gr.
Height 91 m/m
Top Dia. 84/75 m/m
Bot Dia. 78/65 m/m
pcs/box 12
bxs/ctn 4
CBM/CTN 0.035



41J00280
方型威士忌杯 Square Rocks

Capacity 280 ml
Weight 275 gr.
Height 87 m/m
Top Dia. 86/80.5 m/m
Bot Dia. 79/60 m/m
pcs/box 12
bxs/ctn 4
CBM/CTN 0.038

Rocks

● 鈉鈣玻璃 Sodalime Glass



Rocks

● 鈉鈣玻璃 Sodalime Glass



41J00290
方形杯 Square Rocks

Capacity	290 ml
Weight	366 gr.
Height	93 m/m
Top Dia.	80.5 m/m
Bot Dia.	75.5 m/m
pcs/box	12
bxs/ctn	4
CBM/CTN	0.040



41J00335
方底圓杯 Square Rocks

Capacity	335 ml
Weight	280 gr.
Height	97 m/m
Top Dia.	82 m/m
Bot Dia.	76.5/57.5 m/m
pcs/box	12
bxs/ctn	4
CBM/CTN	0.045



42J00210
方底水杯 Rocks

Capacity	210 ml
Weight	295 gr.
Height	87 m/m
Top Dia.	77.5 m/m
Bot Dia.	57.5 m/m
pcs/box	12
bxs/ctn	4
CBM/CTN	0.037



41J00200
方型威士忌杯 Square Rocks

Capacity	200 ml
Weight	200 gr.
Height	78 m/m
Top Dia.	76.5/71.5 m/m
Bot Dia.	70/53 m/m
pcs/box	12
bxs/ctn	6
CBM/CTN	0.057



41P00270
中桶杯 Rocks

Capacity	270 ml
Weight	218 gr.
Height	96 m/m
Top Dia.	78.5 m/m
Bot Dia.	51 m/m
pcs/box	12
bxs/ctn	6
CBM/CTN	0.062



41P00365
大桶杯 Rocks

Capacity	365 ml
Weight	275 gr.
Height	106 m/m
Top Dia.	85.5 m/m
Bot Dia.	56 m/m
pcs/box	12
bxs/ctn	4
CBM/CTN	0.053



41C00215
六角威士忌杯 Hexagonal Rocks

Capacity	215 ml
Weight	185 gr.
Height	77 m/m
Top Dia.	65 m/m
Bot Dia.	53.5 m/m
pcs/box	12
bxs/ctn	6
CBM/CTN	0.042



41C00290
六角威士忌杯 Hexagonal Rocks

Capacity	290 ml
Weight	210 gr.
Height	87 m/m
Top Dia.	71.5 m/m
Bot Dia.	51 m/m
pcs/box	12
bxs/ctn	6
CBM/CTN	0.054

Rocks

● 鈉鈣玻璃 Sodalime Glass



41C00235
六角杯 Hexagonal Rocks

Capacity	235 ml
Weight	230 gr.
Height	89 m/m
Top Dia.	75 m/m
Bot Dia.	59.5 m/m
pcs/box	12
bxs/ctn	6
CBM/CTN	0.054



41C00320
凹底威士忌杯 Rocks

Capacity	320 ml
Weight	290 gr.
Height	87 m/m
Top Dia.	77 m/m
Bot Dia.	85 m/m
pcs/box	48
bxs/ctn	-
CBM/CTN	0.037



41C00325
威士忌杯 Whisky

Capacity	325 ml
Weight	290 gr.
Height	87 m/m
Top Dia.	77 m/m
Bot Dia.	85 m/m
pcs/box	48
bxs/ctn	-
CBM/CTN	0.037



41C00345
威士忌杯 Whisky

Capacity	345 ml
Weight	220 gr.
Height	82 m/m
Top Dia.	77.5 m/m
Bot Dia.	65 m/m
pcs/box	12
bxs/ctn	6
CBM/CTN	0.068



41C00351
威士忌杯 Whisky

Capacity	351 ml
Weight	270 gr.
Height	83 m/m
Top Dia.	82.5 m/m
Bot Dia.	78 m/m
pcs/box	6
bxs/ctn	4
CBM/CTN	0.048



41C20210
五角威士忌杯 Pentagonal Rocks

Capacity	210 ml
Weight	320 gr.
Height	82 m/m
Top Dia.	79 m/m
Bot Dia.	70.9 m/m
pcs/box	12
bxs/ctn	4
CBM/CTN	0.033



42C00275
五角威士忌杯 Pentagonal Rocks

Capacity	275 ml
Weight	380 gr.
Height	89 m/m
Top Dia.	87/86 m/m
Bot Dia.	71/61 m/m
pcs/box	12
bxs/ctn	4
CBM/CTN	0.034



42C20275
球底威士忌杯 Rocks

Capacity	275 ml
Weight	340 gr.
Height	94 m/m
Top Dia.	79 m/m
Bot Dia.	74 m/m
pcs/box	12
bxs/ctn	4
CBM/CTN	0.040



41C00210
鑲紋威士忌杯 Rocks

Capacity	210 ml
Weight	280 gr.
Height	87 m/m
Top Dia.	75 m/m
Bot Dia.	67.5 m/m
pcs/box	12
bxs/ctn	4
CBM/CTN	0.033



42C10220
花底威士忌杯 Rocks

Capacity	220 ml
Weight	260 gr.
Height	84.5 m/m
Top Dia.	74 m/m
Bot Dia.	71 m/m
pcs/box	12
bxs/ctn	4
CBM/CTN	0.046



42C00225
威士忌杯 Rocks

Capacity	225 ml
Weight	225 gr.
Height	86 m/m
Top Dia.	79 m/m
Bot Dia.	63 m/m
pcs/box	12
bxs/ctn	6
CBM/CTN	0.051



42C00255
三角杯 Rocks

Capacity	255 ml
Weight	350 gr.
Height	91 m/m
Top Dia.	79.9 m/m
Bot Dia.	72.6 m/m
pcs/box	12
bxs/ctn	4
CBM/CTN	0.039



Rocks

● 鈉鈣玻璃 Sodaime Glass



41C00256
威士忌杯 Rocks

Capacity 256 ml
Weight 170 gr.
Height 96.5 m/m
Top Dia. 56 m/m
Bot Dia. 40 m/m
pcs/box 12
bxs/ctn 6
CBM/CTN 0.042



42J00270
方底威士忌杯 Rocks

Capacity 270 ml
Weight 280 gr.
Height 98 m/m
Top Dia. 93 m/m
Bot Dia. 63 m/m
pcs/box 12
bxs/ctn 4
CBM/CTN 0.051



42C30275
五角鑽底威士忌 Pentagonal Whisky

Capacity 275 ml
Weight 380 gr.
Height 89 m/m
Top Dia. 86 m/m
Bot Dia. 77.7 m/m
pcs/box 12
bxs/ctn 3
CBM/CTN 0.031



42C00283
雙凹杯 Whisky

Capacity 283 ml
Weight 290 gr.
Height 90 m/m
Top Dia. 90 m/m
Bot Dia. 47/44 m/m
pcs/box 12
bxs/ctn 4
CBM/CTN 0.048



42A20310
雙層威士忌杯 Stackable Rocks

Capacity 310 ml
Weight 315 gr.
Height 92 m/m
Top Dia. 92 m/m
Bot Dia. 63 m/m
pcs/box 12
bxs/ctn 4
CBM/CTN 0.046



41N00326
威士忌杯 Rocks

Capacity 326 ml
Weight 275 gr.
Height 87 m/m
Top Dia. 86 m/m
Bot Dia. 66 m/m
pcs/box 12
bxs/ctn 6
CBM/CTN 0.057

Beaker Glass

● 鈉鈣玻璃 Sodaime Glass



41J00250
方型杯 Square Juice

Capacity 250 ml
Weight 150 gr.
Height 87 m/m
Top Dia. 68 m/m
Bot Dia. 58 m/m
pcs/box 12
bxs/ctn 6
CBM/CTN 0.042



41J00270
方型杯 Square Juice

Capacity 270 ml
Weight 165 gr.
Height 97 m/m
Top Dia. 68 m/m
Bot Dia. 58 m/m
pcs/box 12
bxs/ctn 6
CBM/CTN 0.045



41J00285
方形杯 Square Beaker

Capacity 285 ml
Weight 190 gr.
Height 115 m/m
Top Dia. 63 m/m
Bot Dia. 58 m/m
pcs/box 12
bxs/ctn 6
CBM/CTN 0.046



41J00315
方形杯 Square Beaker

Capacity 315 ml
Weight 200 gr.
Height 125 m/m
Top Dia. 63 m/m
Bot Dia. 58 m/m
pcs/box 12
bxs/ctn 6
CBM/CTN 0.050



41G00200
斟酒杯 (斜紋) Beaker

Capacity 200 ml
Weight 150 gr.
Height 93 m/m
Top Dia. 61 m/m
Bot Dia. 67 m/m
pcs/box 12
bxs/ctn 6
CBM/CTN 0.045



41G10200
斟酒杯 (光面) Beaker

Capacity 200 ml
Weight 125 gr.
Height 93 m/m
Top Dia. 61 m/m
Bot Dia. 67 m/m
pcs/box 12
bxs/ctn 6
CBM/CTN 0.045



Shot Glass & Liqueur

● 鈉鈣玻璃 Sodalime Glass



42B00019
喇叭酒杯 Shot Glass

Capacity 19 ml
Weight 36 gr.
Height 55 m/m
Top Dia. 35 m/m
Bot Dia. 24.8 m/m
pcs/box 12
bxs/ctn 12
CBM/CTN 0.017



42B00024
厚底喇叭杯 Shot Glass

Capacity 24 ml
Weight 135 gr.
Height 74 m/m
Top Dia. 44.5 m/m
Bot Dia. 33.5 m/m
pcs/box 12
bxs/ctn 8
CBM/CTN 0.023



42B00040
喇叭酒杯 Shot Glass

Capacity 40 ml
Weight 95 gr.
Height 70.5 m/m
Top Dia. 45.5 m/m
Bot Dia. 34.5 m/m
pcs/box 12
bxs/ctn 12
CBM/CTN 0.031



42B00044
烈酒杯 Liqueur

Capacity 44 ml
Weight 105 gr.
Height 80 m/m
Top Dia. 46 m/m
Bot Dia. 33 m/m
pcs/box 12
bxs/ctn 12
CBM/CTN 0.040



42B00059
厚底喇叭杯 Shot Glass

Capacity 59 ml
Weight 120 gr.
Height 88 m/m
Top Dia. 50 m/m
Bot Dia. 34 m/m
pcs/box 12
bxs/ctn 12
CBM/CTN 0.048



42E00030
厚底一口杯 One-Shot

Capacity 30 ml
Weight 130 gr.
Height 58 m/m
Top Dia. 50.5 m/m
Bot Dia. 35 m/m
pcs/box 72
bxs/ctn -
CBM/CTN 0.014



42E00054
量杯 Shot Glass

Capacity 54 ml
Weight 77 gr.
Height 59 m/m
Top Dia. 50 m/m
Bot Dia. 35 m/m
pcs/box 144
bxs/ctn -
CBM/CTN 0.030



42E00058
量杯 (MIT) Shot Glass

Capacity 58 ml
Weight 65 gr.
Height 59 m/m
Top Dia. 50 m/m
Bot Dia. 35 m/m
pcs/box 12
bxs/ctn 12
CBM/CTN 0.028



42B30060
花雕酒杯 Liqueur

Capacity 60 ml
Weight 186 gr.
Height 75.5 m/m
Top Dia. 55 m/m
Bot Dia. 44 m/m
pcs/box 12
bxs/ctn 6
CBM/CTN 0.025



42B00075
烈酒杯 Liqueur

Capacity 75 ml
Weight 145 gr.
Height 85 m/m
Top Dia. 52 m/m
Bot Dia. 37 m/m
pcs/box 12
bxs/ctn 8
CBM/CTN 0.034



42B00048
六角清酒杯 Sake

Capacity 48 ml
Weight 90 gr.
Height 85.5 m/m
Top Dia. 40 m/m
Bot Dia. 30 m/m
pcs/box 144
bxs/ctn -
CBM/CTN 0.028



42B50060
清酒杯 Sake

Capacity 60 ml
Weight 125 gr.
Height 105 m/m
Top Dia. 40 m/m
Bot Dia. 34.5 m/m
pcs/box 144
bxs/ctn -
CBM/CTN 0.033



42B00039
梅酒杯 Plum Wine

Capacity 39 ml
Weight 63 gr.
Height 53 m/m
Top Dia. 43 m/m
Bot Dia. 23 m/m
pcs/box 12
bxs/ctn 12
CBM/CTN 0.025



42B10040
花雕酒杯 Huadiau

Capacity 40 ml
Weight 65 gr.
Height 53 m/m
Top Dia. 43 m/m
Bot Dia. 38.5 m/m
pcs/box 12
bxs/ctn 18
CBM/CTN 0.036



42B00053
鑽底烈酒杯 Liqueur

Capacity 53 ml
Weight 80 gr.
Height 56 m/m
Top Dia. 47 m/m
Bot Dia. 42 m/m
pcs/box 192
bxs/ctn -
CBM/CTN 0.034



42C00055
亞瑪杯 Gawa Cup

Capacity 55 ml
Weight 50 gr.
Height 45 m/m
Top Dia. 60.5 m/m
Bot Dia. 27 m/m
pcs/box 12
bxs/ctn 12
CBM/CTN 0.031

Shot Glass & Liqueur

● 鈉鈣玻璃 Sodalime Glass



42B00056
烈酒杯 Liqueur

Capacity 56 ml
Weight 120 gr.
Height 68 m/m
Top Dia. 46 m/m
Bot Dia. 42 m/m
pcs/box 12
bxs/ctn 12
CBM/CTN 0.034



42B00062
方型酒杯 Square Liqueur

Capacity 62 ml
Weight 150 gr.
Height 61 m/m
Top Dia. 58 m/m
Bot Dia. 43 m/m
pcs/box 12
bxs/ctn 6
CBM/CTN 0.020



41K00050
珠型烈酒杯 Beaded Liqueur

Capacity 50 ml
Weight 90 gr.
Height 60 m/m
Top Dia. 51 m/m
Bot Dia. 45 m/m
pcs/box 12
bxs/ctn 12
CBM/CTN 0.037



41K00055
珠型烈酒杯 Beaded Liqueur

Capacity 55 ml
Weight 95 gr.
Height 55 m/m
Top Dia. 46 m/m
Bot Dia. 36 m/m
pcs/box 12
bxs/ctn 12
CBM/CTN 0.034



42B00068
六角杯 Liqueur

Capacity 68 ml
Weight 125 gr.
Height 68 m/m
Top Dia. 56 m/m
Bot Dia. 38.5 m/m
pcs/box 12
bxs/ctn 12
CBM/CTN 0.045



42J00059
方底哈樂杯 Shot Glass

Capacity 59 ml
Weight 86 gr.
Height 61 m/m
Top Dia. 48 m/m
Bot Dia. 37 m/m
pcs/box 12
bxs/ctn 12
CBM/CTN 0.034



42J00140
方底一口杯 Cordial

Capacity 140 ml
Weight 185 gr.
Height 104 m/m
Top Dia. 57 m/m
Bot Dia. 42 m/m
pcs/box 12
bxs/ctn 6
CBM/CTN 0.037



42J00063
方底威士忌杯 Rocks

Capacity 63 ml
Weight 80 gr.
Height 60 m/m
Top Dia. 60 m/m
Bot Dia. 40.5 m/m
pcs/box 12
bxs/ctn 12
CBM/CTN 0.043



41R00077
酒杯 Liqueur

Capacity 77 ml
Weight 90 gr.
Height 65 m/m
Top Dia. 57 m/m
Bot Dia. 37 m/m
pcs/box 12
bxs/ctn 12
CBM/CTN 0.048



41F00080
烈酒杯 Liqueur

Capacity 80 ml
Weight 70 gr.
Height 82 m/m
Top Dia. 45.2 m/m
Bot Dia. 35 m/m
pcs/box 12
bxs/ctn 6
CBM/CTN 0.039



42A00100
小桶杯 Liqueur

Capacity 100 ml
Weight 95 gr.
Height 70 m/m
Top Dia. 56 m/m
Bot Dia. 34 m/m
pcs/box 12
bxs/ctn 12
CBM/CTN 0.048



TEA & COFFEE



Cup & Saucer

● 鈉鈣玻璃 Sodalime Glass



42I00080/42M00108
有柄咖啡杯盤組
Coffee Cup & Saucer

Capacity	80 ml	-
Weight	100 gr.	95 gr.
Height	56 m/m	17 m/m
Top Dia.	54 m/m	108 m/m
Bot Dia.	52 m/m	54 m/m
pcs/box	12	24
bxs/ctn	12	12
CBM/CTN	0.050	0.043



42I00081/42M00110
小咖啡杯盤組
Espresso Cup & Saucer

Capacity	81 ml	-
Weight	110 gr.	115 gr.
Height	58.5 m/m	16 m/m
Top Dia.	60 m/m	110 m/m
Bot Dia.	33.5 m/m	42 m/m
pcs/box	12	24
bxs/ctn	12	6
CBM/CTN	0.054	0.044



42I00085/42M00093
亞拉伯杯盤組
Arabian Cup & Saucer

Capacity	85 ml	-
Weight	115 gr.	65 gr.
Height	72 m/m	19 m/m
Top Dia.	50 m/m	93 m/m
Bot Dia.	47.5 m/m	48 m/m
pcs/box	12	48
bxs/ctn	12	24
CBM/CTN	0.051	0.028



42I00205/ 42M00134
有柄咖啡杯盤組
Coffee Cup & Saucer

Capacity	205 ml	-
Weight	212 gr.	140 gr.
Height	65 m/m	21 m/m
Top Dia.	80 m/m	134 m/m
Bot Dia.	57 m/m	54 m/m
pcs/box	12	72
bxs/ctn	6	-
CBM/CTN	0.048	0.042



42I00235/ 42M00134
有柄咖啡杯盤組
Coffee Cup & Saucer

Capacity	235 ml	-
Weight	190 gr.	140 gr.
Height	64 m/m	21 m/m
Top Dia.	91.5 m/m	134 m/m
Bot Dia.	44 m/m	54 m/m
pcs/box	12	72
bxs/ctn	6	-
CBM/CTN	0.059	0.042



42I00305/42M00134
有柄咖啡杯盤組
Coffee Cup & Saucer

Capacity	305 ml	-
Weight	275 gr.	140 gr.
Height	89 m/m	21 m/m
Top Dia.	80 m/m	134 m/m
Bot Dia.	55 m/m	54 m/m
pcs/box	12	72
bxs/ctn	6	-
CBM/CTN	0.068	0.042



42I00257/42M00149
有柄咖啡杯盤組
Cappuccino Cup & Saucer

Capacity	257 ml	-
Weight	225 gr.	225 gr.
Height	78 m/m	20 m/m
Top Dia.	87.5 m/m	149 m/m
Bot Dia.	51.5 m/m	61 m/m
pcs/box	12	12
bxs/ctn	6	6
CBM/CTN	0.068	0.048



Heat-Resistant Double Wall Mug

● 耐熱玻璃 Heat - resistant Glass



57C0028700
雙層杯 Doublewall Glass

Capacity	287 ml
Weight	216 gr.
Height	136.5 m/m
Top Dia.	72.5 m/m
Bot Dia.	59.5 m/m



57C0031400
雙層杯 Doublewall Glass

Capacity	314 ml
Weight	190 gr.
Height	114 m/m
Top Dia.	80 m/m
Bot Dia.	48.3 m/m



57C0031400P0BA
雙層馬克杯 Doublewall Mug

Capacity	314 ml
Weight	190 gr.
Height	114 m/m
Top Dia.	80 m/m
Bot Dia.	48.3 m/m



57C0029500
雙層啤酒杯 Doublewall Beer Glass

Capacity	295 ml
Weight	177 gr.
Height	95 m/m
Top Dia.	89 m/m
Bot Dia.	56 m/m



57C0046500
雙層杯 Doublewall Glass

Capacity	465 ml
Weight	245 gr.
Height	122.5 m/m
Top Dia.	85 m/m
Bot Dia.	52 m/m



57C0035500
雙層杯 Doublewall Glass

Capacity	355 ml
Weight	196 gr.
Height	110 m/m
Top Dia.	89 m/m
Bot Dia.	56 m/m



57C0039000
雙層啤酒杯 Doublewall Beer Glass

Capacity	390 ml
Weight	216 gr.
Height	110 m/m
Top Dia.	85 m/m
Bot Dia.	72 m/m



57C0057000
雙層啤酒杯 Doublewall Beer Glass

Capacity	570 ml
Weight	285 gr.
Height	130 m/m
Top Dia.	92 m/m
Bot Dia.	80 m/m



57C0035700
雙層杯 Doublewall Glass

Capacity	357 ml
Weight	195 gr.
Height	93.5 m/m
Top Dia.	85 m/m
Bot Dia.	52 m/m



Heat-Resistant Handle-Attached Series

● 耐熱玻璃 Heat - resistant Glass



57A0019000P0BA
馬克杯 Mug

Capacity 190 ml
Weight 65 gr.
Height 73 m/m
Top Dia. 73.6 m/m
Bot Dia. 41.5 m/m



57H1020000P0BA
馬克杯 Mug

Capacity 200 ml
Weight 95 gr.
Height 87 m/m
Top Dia. 86.5 m/m
Bot Dia. 64.5 m/m



57O5027000P0BA
馬克杯 Mug

Capacity 270 ml
Weight 100 gr.
Height 78 m/m
Top Dia. 73.5 m/m
Bot Dia. 72.5 m/m



57I1008500P0BA
馬克杯 Mug

Capacity 375 ml
Weight 95 gr.
Height 85 m/m
Top Dia. 80.5 m/m
Bot Dia. 79.5 m/m



57C2029800P0BA
馬克杯 Mug

Capacity 298 ml
Weight 108 gr.
Height 108 m/m
Top Dia. 68.5 m/m
Bot Dia. 59.5 m/m



57C2031400P0BA
馬克杯 Mug

Capacity 370 ml
Weight 95 gr.
Height 97.5 m/m
Top Dia. 82.4 m/m
Bot Dia. 48.3 m/m



57A0043000P0BA355
馬克杯 Mug

Capacity 430 ml
Weight 105 gr.
Height 97 m/m
Top Dia. 80.5 m/m
Bot Dia. 79.5 m/m



57O3033701P4BA
沖茶杯 Coffee Press

Capacity 337 ml
Weight 134 gr.
Height 135 m/m
Top Dia. 81 m/m
Bot Dia. 78 m/m

Heat-Resistant Handle-Attached Series

● 耐熱玻璃 Heat - resistant Glass



57O3063201P4BA
沖茶杯 Coffee Press

Capacity 632 ml
Weight 194 gr.
Height 150 m/m
Top Dia. 102 m/m
Bot Dia. 97 m/m



57E0080500P1BA
涼水壺 Water Pitcher

Capacity 805 ml
Weight 210 gr.
Height 187 m/m
Top Dia. 86 m/m
Bot Dia. 93 m/m



57E0121500P1BA
涼水壺 Water Pitcher

Capacity 1215 ml
Weight 240 gr.
Height 240 m/m
Top Dia. 86 m/m
Bot Dia. 90 m/m



57E0100000P1BA
涼水壺 Water Pitcher

Capacity 1000 ml
Weight 240 gr.
Height 220 m/m
Top Dia. 86 m/m
Bot Dia. 100 m/m



57E0087100P1BA
涼水壺 Water Pitcher

Capacity 871 ml
Weight 240 gr.
Height 226 m/m
Top Dia. 85 m/m
Bot Dia. 94 m/m



57P0036000P1AA
咖啡壺 Coffee Server

Capacity 360 ml
Weight 125 gr.
Height 97.5 m/m
Top Dia. 87 m/m
Bot Dia. 107 m/m



57P0060500P1AA
咖啡壺 Coffee Server

Capacity 605 ml
Weight 160 gr.
Height 120 m/m
Top Dia. 87 m/m
Bot Dia. 120 m/m



57P0078800P1AA
咖啡壺 Coffee Server

Capacity 788 ml
Weight 193 gr.
Height 139 m/m
Top Dia. 90 m/m
Bot Dia. 129 m/m



Heat-Resistant Handle-Attached Series

● 耐熱玻璃 Heat - resistant Glass



57P0041300P1BA
咖啡壺 Coffee Server

Capacity 413 ml
Weight 150 gr.
Height 102.9 m/m
Top Dia. 91 m/m
Bot Dia. 52.8 m/m



57P0070500P1BA
咖啡壺 Coffee Server

Capacity 705 ml
Weight 190 gr.
Height 115 m/m
Top Dia. 106.5 m/m
Bot Dia. 78.2 m/m



57P0096000P1BA
咖啡壺 Coffee Server

Capacity 960 ml
Weight 225 gr.
Height 129 m/m
Top Dia. 101 m/m
Bot Dia. 106.5 m/m



57P1057000P2BA
茶壺 Tea Pot with s/s filter

Capacity 569 ml
Weight 175 gr.
Height 91 m/m
Top Dia. 80.5 m/m
Bot Dia. 85 m/m



57P1090400P2BA
茶壺 Tea Pot with s/s filter

Capacity 904 ml
Weight 204 gr.
Height 133 m/m
Top Dia. 92 m/m
Bot Dia. 84 m/m





Mug

● 鈉鈣玻璃 Sodalime Glass



42I00285
有柄啤酒杯 Beer Mug

Capacity	285 ml
Weight	275 gr.
Height	109 m/m
Top Dia.	89.5 m/m
Bot Dia.	60 m/m
pcs/box	12
bxs/ctn	4
CBM/CTN	0.054



42I00290
拿鐵杯 Irish Coffee

Capacity	290 ml
Weight	415 gr.
Height	148 m/m
Top Dia.	76.5 m/m
Bot Dia.	71 m/m
pcs/box	12
bxs/ctn	4
CBM/CTN	0.059



42I00295
咖啡杯 Coffee Mug

Capacity	295 ml
Weight	320 gr.
Height	92 m/m
Top Dia.	88 m/m
Bot Dia.	69 m/m
pcs/box	12
bxs/ctn	4
CBM/CTN	0.054



42I10430
有柄咖啡杯 Coffee Mug

Capacity	430 ml
Weight	440 gr.
Height	105 m/m
Top Dia.	100 m/m
Bot Dia.	75 m/m
pcs/box	12
bxs/ctn	3
CBM/CTN	0.051



42I00300
拿鐵杯 Latte Mug

Capacity	300 ml
Weight	370 gr.
Height	139 m/m
Top Dia.	65 m/m
Bot Dia.	62 m/m
pcs/box	12
bxs/ctn	4
CBM/CTN	0.057



42I00325
雙層馬克 Stackable Mug

Capacity	325 ml
Weight	370 gr.
Height	85 m/m
Top Dia.	87.5 m/m
Bot Dia.	75 m/m
pcs/box	6
bxs/ctn	3
CBM/CTN	0.040



42I10390
雙層馬克杯 Duplex Mug

Capacity	390 ml
Weight	410 gr.
Height	98 m/m
Top Dia.	87.5 m/m
Bot Dia.	75 m/m
pcs/box	12
bxs/ctn	3
CBM/CTN	0.046



42I00306
馬克杯 Mug

Capacity	306 ml
Weight	310 gr.
Height	102 m/m
Top Dia.	83 m/m
Bot Dia.	52.5 m/m
pcs/box	12
bxs/ctn	4
CBM/CTN	0.057



Mug

● 鈉鈣玻璃 Sodalime Glass



42I00445
馬克杯 Mug

Capacity	445 ml
Weight	400 gr.
Height	113 m/m
Top Dia.	95 m/m
Bot Dia.	53 m/m
pcs/box	12
bxs/ctn	3
CBM/CTN	0.052



42I00426
馬克杯 Mug

Capacity	426 ml
Weight	355 gr.
Height	78.5 m/m
Top Dia.	104.5 m/m
Bot Dia.	72.5 m/m
pcs/box	36
bxs/ctn	-
CBM/CTN	0.042



42I00487
湯碗 Soup Mug

Capacity	487 ml
Weight	410 gr.
Height	72 m/m
Top Dia.	110 m/m
Bot Dia.	72 m/m
pcs/box	6
bxs/ctn	3
CBM/CTN	0.028



42I50500
湯碗 Soup Mug

Capacity	500 ml
Weight	375 gr.
Height	85 m/m
Top Dia.	107 m/m
Bot Dia.	50 m/m
pcs/box	6
bxs/ctn	6
CBM/CTN	0.050



42I00350
馬克杯 Mug

Capacity	350 ml
Weight	390 gr.
Height	97 m/m
Top Dia.	80 m/m
Bot Dia.	80 m/m
pcs/box	12
bxs/ctn	4
CBM/CTN	0.054



42I10350
內直線馬克杯 Mug

Capacity	350 ml
Weight	350 gr.
Height	97 m/m
Top Dia.	80 m/m
Bot Dia.	80 m/m
pcs/box	12
bxs/ctn	4
CBM/CTN	0.054



42I00360
馬克杯 Mug

Capacity	360 ml
Weight	400 gr.
Height	97 m/m
Top Dia.	94 m/m
Bot Dia.	67.5 m/m
pcs/box	12
bxs/ctn	3
CBM/CTN	0.044



42I00455
湯碗 Soup Mug

Capacity	455 ml
Weight	435 gr.
Height	82.5 m/m
Top Dia.	110 m/m
Bot Dia.	85 m/m
pcs/box	12
bxs/ctn	3
CBM/CTN	0.051



COLOR GLASS



Color Glass

● 鈉鈣玻璃 Sodaime Glass



42D3028500P
內波浪杯 Beer (Wave)

Capacity 280 ml
Weight 280 gr.
Height 132 m/m
Top Dia. 71.5 m/m
Bot Dia. 51 m/m
pcs/box 12
bxs/ctn 6
CBM/CTN 0.057



42D2028500P
內花球 Beer (Golf)

Capacity 280 ml
Weight 280 gr.
Height 132 m/m
Top Dia. 71.5 m/m
Bot Dia. 51 m/m
pcs/box 12
bxs/ctn 6
CBM/CTN 0.057



42D1028500P
內格子杯 Beer (Grid)

Capacity 280 ml
Weight 280 gr.
Height 132 m/m
Top Dia. 71.5 m/m
Bot Dia. 51 m/m
pcs/box 12
bxs/ctn 6
CBM/CTN 0.057



42D3043000P
內波浪杯 Beer (Wave)

Capacity 430 ml
Weight 370 gr.
Height 147 m/m
Top Dia. 78.3 m/m
Bot Dia. 58 m/m
pcs/box 12
bxs/ctn 4
CBM/CTN 0.054



42D2043000P
內花球杯 Beer (Golf)

Capacity 430 ml
Weight 370 gr.
Height 147 m/m
Top Dia. 78.3 m/m
Bot Dia. 58 m/m
pcs/box 12
bxs/ctn 4
CBM/CTN 0.054



42D1043000P
內格子 Beer (Grid)

Capacity 430 ml
Weight 370 gr.
Height 147 m/m
Top Dia. 78.3 m/m
Bot Dia. 58 m/m
pcs/box 12
bxs/ctn 4
CBM/CTN 0.054



42M1017800P
光面淺盤 Plate

Capacity -
Weight 370 gr.
Height 56.5 m/m
Top Dia. 178 m/m
Bot Dia. 66 m/m
pcs/box 24
bxs/ctn -
CBM/CTN 0.051



42M2017800P
內橫線淺 Plate (Line)

Capacity -
Weight 370 gr.
Height 56.5 m/m
Top Dia. 178 m/m
Bot Dia. 66 m/m
pcs/box 24
bxs/ctn -
CBM/CTN 0.051



Color Glass

● 鈉鈣玻璃 Sodaime Glass



42L4012200P
內花碗 Bowl

Capacity	415 ml
Weight	295 gr.
Height	73 m/m
Top Dia.	122 m/m
Bot Dia.	60.5 m/m
pcs/box	12
bxs/ctn	4
CBM/CTN	0.071



42L4014000P
內花碗 Bowl

Capacity	640 ml
Weight	415 gr.
Height	84 m/m
Top Dia.	140 m/m
Bot Dia.	69 m/m
pcs/box	12
bxs/ctn	2
CBM/CTN	0.042



42L20180P
內花球碗 Bowl w/lines

Capacity	1440 ml
Weight	730 gr.
Height	108 m/m
Top Dia.	180 m/m
Bot Dia.	88 m/m
pcs/box	12
bxs/ctn	-
CBM/CTN	0.049



42L00180P
內橫線碗 Bowl w/lines

Capacity	1,440 ml
Weight	730 gr.
Height	108 m/m
Top Dia.	180 m/m
Bot Dia.	88 m/m
pcs/box	12
bxs/ctn	-
CBM/CTN	0.049



42L00190P
葡萄碗 Bowl

Capacity	1,078 ml
Weight	515 gr.
Height	72 m/m
Top Dia.	190 m/m
Bot Dia.	102 m/m
pcs/box	18
bxs/ctn	-
CBM/CTN	0.053



42M00227P
葡萄盤 Plate

Capacity	-
Weight	530 gr.
Height	28 m/m
Top Dia.	227 m/m
Bot Dia.	121 m/m
pcs/box	18
bxs/ctn	3
CBM/CTN	0.070



42L10111P
內格碗 Bowl

Capacity	250 ml
Weight	185 gr.
Height	57.5 m/m
Top Dia.	111 m/m
Bot Dia.	46 m/m
pcs/box	12
bxs/ctn	5
CBM/CTN	0.054



42L20111P
內花碗 Bowl

Capacity	250 ml
Weight	185 gr.
Height	57.5 m/m
Top Dia.	111 m/m
Bot Dia.	46 m/m
pcs/box	12
bxs/ctn	5
CBM/CTN	0.054



42D3028500P
內波浪杯 Beer (Wave)

Capacity	280 ml
Weight	280 gr.
Height	132 m/m
Top Dia.	71.5 m/m
Bot Dia.	51 m/m
pcs/box	12
bxs/ctn	6
CBM/CTN	0.057



42P00108D
煙皿 Ashtray

Capacity	-
Weight	275 gr.
Height	35 m/m
Top Dia.	108 m/m
Bot Dia.	87.5 m/m
pcs/box	24
bxs/ctn	12
CBM/CTN	0.043



42I00205D/42M00134D
有柄咖啡杯盤組

Capacity	205 ml
Weight	212 gr.
Height	65 m/m
Top Dia.	80 m/m
Bot Dia.	57 m/m
pcs/box	12
bxs/ctn	6
CBM/CTN	0.048



42I00235D/42M00134D
有柄咖啡杯盤組

Capacity	-
Weight	150 gr.
Height	21 m/m
Top Dia.	134 m/m
Bot Dia.	54 m/m
pcs/box	12
bxs/ctn	6
CBM/CTN	0.042



42I00306D
馬克杯 Mug

Capacity	306 ml
Weight	310 gr.
Height	102 m/m
Top Dia.	83 m/m
Bot Dia.	53 m/m
pcs/box	12
bxs/ctn	4
CBM/CTN	0.057



42I10325D
雙層馬克杯 Stackable Mug

Capacity	325 ml
Weight	360 gr.
Height	85 m/m
Top Dia.	87.5 m/m
Bot Dia.	75 m/m
pcs/box	6
bxs/ctn	3
CBM/CTN	0.040



42I00375D
有柄啤酒杯 Beer Mug

Capacity	375 ml
Weight	375 gr.
Height	128 m/m
Top Dia.	80 m/m
Bot Dia.	55 m/m
pcs/box	12
bxs/ctn	4
CBM/CTN	0.065



42I00350D
馬克杯 Mug

Capacity	350 ml
Weight	390 gr.
Height	96 m/m
Top Dia.	80 m/m
Bot Dia.	80 m/m
pcs/box	12
bxs/ctn	4
CBM/CTN	0.054



Color Glass

● 鈉鈣玻璃 Sodaime Glass



42L20100P
內橫線碗 Bowl w/lines

Capacity 311 ml
Weight 215 gr.
Height 67 m/m
Top Dia. 100 m/m
Bot Dia. 51 m/m
pcs/box 12
bxs/ctn 6
CBM/CTN 0.068



41L10122P
內橫線碗 Bowl w/lines

Capacity 414 ml
Weight 300 gr.
Height 73 m/m
Top Dia. 122 m/m
Bot Dia. 60.5 m/m
pcs/box 12
bxs/ctn 4
CBM/CTN 0.071



42L10140P
內橫線碗 Bowl w/lines

Capacity 640 ml
Weight 420 gr.
Height 84 m/m
Top Dia. 140 m/m
Bot Dia. 69 m/m
pcs/box 12
bxs/ctn 2
CBM/CTN 0.042



42A00192P
外橫線杯 Beverage w/lines

Capacity 192 ml
Weight 190 gr.
Height 101 m/m
Top Dia. 65.5 m/m
Bot Dia. 50.7 m/m
pcs/box 12
bxs/ctn 6
CBM/CTN 0.040



42A00305P
外橫線杯 Beverage w/lines

Capacity 305 ml
Weight 340 gr.
Height 130 m/m
Top Dia. 74.5 m/m
Bot Dia. 57 m/m
pcs/box 12
bxs/ctn 4
CBM/CTN 0.040



42A00468P
外橫線杯 Cooler w/lines

Capacity 468 ml
Weight 440 gr.
Height 158.5 m/m
Top Dia. 80 m/m
Bot Dia. 64.1 m/m
pcs/box 12
bxs/ctn 4
CBM/CTN 0.057



42L10187P
石紋碗 Bowl

Capacity 1080 ml
Weight 700 gr.
Height 73 m/m
Top Dia. 187 m/m
Bot Dia. 104 m/m
pcs/box 12
bxs/ctn 2
CBM/CTN 0.076



42L00187P
花球碗 Bowl

Capacity 1080 ml
Weight 700 gr.
Height 73 m/m
Top Dia. 187 m/m
Bot Dia. 104 m/m
pcs/box 12
bxs/ctn 2
CBM/CTN 0.076



41A00256S
果汁杯 Hi Ball

Capacity 256 ml
Weight 195 gr.
Height 144 m/m
Top Dia. 56.5 m/m
Bot Dia. 52.2 m/m
pcs/box 12
bxs/ctn 6
CBM/CTN 0.045



41R00260S
厚底杯 Heavy Base Rocks

Capacity 260 ml
Weight 240 gr.
Height 87 m/m
Top Dia. 74.5 m/m
Bot Dia. 70 m/m
pcs/box 12
bxs/ctn 6
CBM/CTN 0.048



41A00320S
牛奶杯 Hi Ball

Capacity 320 ml
Weight 225 gr.
Height 152 m/m
Top Dia. 68 m/m
Bot Dia. 50 m/m
pcs/box 12
bxs/ctn 4
CBM/CTN 0.048



41A00340S
大茶杯 Beverage

Capacity 340 ml
Weight 210 gr.
Height 130 m/m
Top Dia. 74.5 m/m
Bot Dia. 55 m/m
pcs/box 12
bxs/ctn 6
CBM/CTN 0.057



41B00240S
雙層杯 Duplex

Capacity 240 ml
Weight 190 gr.
Height 96 m/m
Top Dia. 67.5 m/m
Bot Dia. 60 m/m
pcs/box 12
bxs/ctn 6
CBM/CTN 0.045



42I00350S
馬克杯 Mug

Capacity 350 ml
Weight 380 gr.
Height 96 m/m
Top Dia. 80 m/m
Bot Dia. 80 m/m
pcs/box 12
bxs/ctn 4
CBM/CTN 0.054



42I00306S
馬克杯 Mug

Capacity 306 ml
Weight 320 gr.
Height 102 m/m
Top Dia. 83 m/m
Bot Dia. 53 m/m
pcs/box 12
bxs/ctn 4
CBM/CTN 0.057

Color Glass

● 鈉鈣玻璃 Sodalime Glass



42L10100B
透明碗 Bowl

Capacity 315 ml
Weight 205 gr.
Height 67 m/m
Top Dia. 100 m/m
Bot Dia. 51 m/m
pcs/box 12
bxs/ctn 6
CBM/CTN 0.068



42P00108B
煙皿 (圓形) Ashtray

Capacity -
Weight 265 gr.
Height 39 m/m
Top Dia. 108 m/m
Bot Dia. 87.5 m/m
pcs/box 12
bxs/ctn 6
CBM/CTN 0.042



42I00205B/42M00134B
有柄咖啡杯 Coffee Cup & Sauce

Capacity 205 ml -
Weight 212 gr. 150 gr.
Height 65 m/m 21 m/m
Top Dia. 80 m/m 134 m/m
Bot Dia. 57 m/m 54 m/m
pcs/box 12 12
bxs/ctn 6 6
CBM/CTN 0.048 0.042



42I00235B/42M00134B
有柄咖啡杯
Coffee Cup & Saucer
Capacity 235 ml -
Weight 205 gr. 150 gr.
Height 64 m/m 21 m/m
Top Dia. 91.5 m/m 134 m/m
Bot Dia. 44 m/m 54 m/m
pcs/box 12 12
bxs/ctn 6 6
CBM/CTN 0.059 0.042



42I00285B
有柄啤酒杯 Beer Mug

Capacity 285 ml
Weight 275 gr.
Height 109 m/m
Top Dia. 103 m/m
Bot Dia. 60 m/m
pcs/box 12
bxs/ctn 4
CBM/CTN 0.054



42I00295B
咖啡杯 Coffee Mug

Capacity 295 ml
Weight 320 gr.
Height 92 m/m
Top Dia. 88 m/m
Bot Dia. 69 m/m
pcs/box 12
bxs/ctn 4
CBM/CTN 0.054



42I00306B
馬克杯 Mug

Capacity 306 ml
Weight 320 gr.
Height 102 m/m
Top Dia. 83 m/m
Bot Dia. 53 m/m
pcs/box 12
bxs/ctn 4
CBM/CTN 0.057



42I00350B
馬克杯 Mug

Capacity 350 ml
Weight 380 gr.
Height 96 m/m
Top Dia. 80 m/m
Bot Dia. 80 m/m
pcs/box 12
bxs/ctn 4
CBM/CTN 0.054



42I00375B
有柄啤酒杯 Beer Mug

Capacity 375 ml
Weight 375 gr.
Height 128 m/m
Top Dia. 80 m/m
Bot Dia. 55 m/m
pcs/box 12
bxs/ctn 4
CBM/CTN 0.065



42I00445B
馬克杯 Mug

Capacity 445 ml
Weight 400 gr.
Height 105 m/m
Top Dia. 95 m/m
Bot Dia. 53 m/m
pcs/box 12
bxs/ctn 3
CBM/CTN 0.054



42I05000B
湯碗 Soup Mug

Capacity 500 ml
Weight 375 gr.
Height 85 m/m
Top Dia. 107 m/m
Bot Dia. 50 m/m
pcs/box 6
bxs/ctn 6
CBM/CTN 0.050

Color Glass



41K00190LB
珠型水杯 Beaded Water

Capacity 190 ml
Weight 205 gr.
Height 110 m/m
Top Dia. 57.5 m/m
Bot Dia. 60 m/m
pcs/box 12
bxs/ctn 6
CBM/CTN 0.042



41K00195LB
珠型威士忌 Beaded Rocks

Capacity 195 ml
Weight 230 gr.
Height 80 m/m
Top Dia. 68 m/m
Bot Dia. 73.5 m/m
pcs/box 12
bxs/ctn 6
CBM/CTN 0.045



41D00225LB
美樂威士忌 Rocks

Capacity 225 ml
Weight 180 gr.
Height 83 m/m
Top Dia. 70 m/m
Bot Dia. 72 m/m
pcs/box 12
bxs/ctn 6
CBM/CTN 0.045



41D00310LB
大美麗杯 Long Drink

Capacity 310 ml
Weight 200 gr.
Height 125 m/m
Top Dia. 64 m/m
Bot Dia. 50.5 m/m
pcs/box 12
bxs/ctn 6
CBM/CTN 0.054



41N00305LB
十角杯 Decagonal Long Drink

Capacity 305 ml
Weight 245 gr.
Height 120 m/m
Top Dia. 66 m/m
Bot Dia. 65 m/m
pcs/box 12
bxs/ctn 6
CBM/CTN 0.054



41N00315LB
十角杯 Decagonal Rocks

Capacity 315 ml
Weight 285 gr.
Height 87 m/m
Top Dia. 79 m/m
Bot Dia. 78.5 m/m
pcs/box 12
bxs/ctn 4
CBM/CTN 0.039



41P00270LB
中桶杯 Rocks

Capacity 270 ml
Weight 218 gr.
Height 96 m/m
Top Dia. 78.5 m/m
Bot Dia. 51 m/m
pcs/box 12
bxs/ctn 6
CBM/CTN 0.062



41P00365LB
大桶杯 Rocks

Capacity 365 ml
Weight 275 gr.
Height 106 m/m
Top Dia. 85.5 m/m
Bot Dia. 56 m/m
pcs/box 12
bxs/ctn 4
CBM/CTN 0.051



41P00360LB
大桶杯 Cooler

Capacity 360 ml
Weight 250 gr.
Height 134 m/m
Top Dia. 75 m/m
Bot Dia. 49 m/m
pcs/box 12
bxs/ctn 4
CBM/CTN 0.051



41N00326LB
水杯 Beverage

Capacity 326 ml
Weight 275 gr.
Height 87 m/m
Top Dia. 86 m/m
Bot Dia. 66 m/m
pcs/box 12
bxs/ctn 4
CBM/CTN 0.042



41N003750LB
水杯 Beverage

Capacity 375 ml
Weight 265 gr.
Height 140 m/m
Top Dia. 70 m/m
Bot Dia. 55 m/m
pcs/box 12
bxs/ctn 4
CBM/CTN 0.044



Color Glass

● 鈉鈣玻璃 Sodaime Glass



42L10100LB
透明碗 Bowl

Capacity 315 ml
Weight 206 gr.
Height 67 m/m
Top Dia. 100 m/m
Bot Dia. 51 m/m
pcs/box 12
bxs/ctn 6
CBM/CTN 0.068



42L00122LB
透明碗 Bowl

Capacity 410 ml
Weight 300 gr.
Height 73 m/m
Top Dia. 122 m/m
Bot Dia. 60.5 m/m
pcs/box 12
bxs/ctn 4
CBM/CTN 0.062



42L00140LB
透明碗 Bowl

Capacity 640 ml
Weight 420 gr.
Height 84 m/m
Top Dia. 140 m/m
Bot Dia. 69 m/m
pcs/box 12
bxs/ctn 2
CBM/CTN 0.042



42C00205LB
八角水杯 Octagonal Water

Capacity 205 ml
Weight 210 gr.
Height 82.5 m/m
Top Dia. 80 m/m
Bot Dia. 54 m/m
pcs/box 12
bxs/ctn 6
CBM/CTN 0.054



42C00352LB
八角水杯 Octagonal Water

Capacity 352 ml
Weight 320 gr.
Height 99 m/m
Top Dia. 90 m/m
Bot Dia. 66 m/m
pcs/box 12
bxs/ctn 8
CBM/CTN 0.051



42I00306LB
馬克杯 Mug

Capacity 306 ml
Weight 320 gr.
Height 102 m/m
Top Dia. 83 m/m
Bot Dia. 53 m/m
pcs/box 12
bxs/ctn 4
CBM/CTN 0.057



42I00350LB
馬克杯 Mug

Capacity 350 ml
Weight 380 gr.
Height 96 m/m
Top Dia. 80 m/m
Bot Dia. 80 m/m
pcs/box 12
bxs/ctn 4
CBM/CTN 0.054



42I00350G
馬克杯 Mug

Capacity 350 ml
Weight 380 gr.
Height 96 m/m
Top Dia. 80 m/m
Bot Dia. 80 m/m
pcs/box 12
bxs/ctn 4
CBM/CTN 0.054



42L10100LG
透明碗 Bowl

Capacity 315 ml
Weight 206 gr.
Height 67 m/m
Top Dia. 100 m/m
Bot Dia. 51 m/m
pcs/box 12
bxs/ctn 6
CBM/CTN 0.068



42L00122LG
透明碗 Bowl

Capacity 410 ml
Weight 300 gr.
Height 73 m/m
Top Dia. 122 m/m
Bot Dia. 60.5 m/m
pcs/box 12
bxs/ctn 6
CBM/CTN 0.042



42L00140LG
透明碗 Bowl

Capacity 640 ml
Weight 420 gr.
Height 75 m/m
Top Dia. 140 m/m
Bot Dia. 69 m/m
pcs/box 12
bxs/ctn 6
CBM/CTN 0.042



42I00350LG
馬克杯 Mug

Capacity 350 ml
Weight 380 gr.
Height 96 m/m
Top Dia. 80 m/m
Bot Dia. 80 m/m
pcs/box 12
bxs/ctn 4
CBM/CTN 0.054



42M10228P
光面盤 Plate

Capacity -
Weight 630 gr.
Height 44 m/m
Top Dia. 228 m/m
Bot Dia. 100 m/m
pcs/box 12
bxs/ctn 2
CBM/CTN 0.067



42M00228P
內橫橫盤 Plate (Line)

Capacity -
Weight 630 gr.
Height 44 m/m
Top Dia. 228 m/m
Bot Dia. 100 m/m
pcs/box 12
bxs/ctn 2
CBM/CTN 0.067



42M20228P
內花球盤 Plate

Capacity -
Weight 600 gr.
Height 44 m/m
Top Dia. 228 m/m
Bot Dia. 100 m/m
pcs/box 12
bxs/ctn 2
CBM/CTN 0.067



42M00134P
紫色咖啡盤 Coffee Saucer

Capacity -
Weight 150 gr.
Height 21 m/m
Top Dia. 134 m/m
Bot Dia. 54 m/m
pcs/box 12
bxs/ctn 6
CBM/CTN 0.042

Color Glass

● 鈉鈣玻璃 Sodalime Glass



42A10310P
厚底中茶杯 Old
Fashioned
Capacity 310 ml
Weight 320 gr.
Height 92 m/m
Top Dia. 92 m/m
Bot Dia. 63 m/m
pcs/box 12
bxs/ctn 4
CBM/CTN 0.063



42R00380P
厚底威士忌杯 Heavy
Base Rocks
Capacity 380 ml
Weight 480 gr.
Height 113 m/m
Top Dia. 90 m/m
Bot Dia. 70 m/m
pcs/box 12
bxs/ctn 3
CBM/CTN 0.042





COOKWARE



Heat-Resistant Glass Casserole

● 耐熱玻璃 Heat - resistant Glass



45CA2000E0(Pot)/45LA2000E0(Lid)
玻璃鍋 Glass Casserole

Capacity	2000 ml
weight	1525 gr.
Diameter	253x228 m/m(Pot) 260x232 m/m(Lid)
Height	75.5 m/m(Pot) 32 m/m(Lid)



45CA1500E0(Pot)/45LA1500E0(Lid)
玻璃鍋 Glass Casserole

Capacity	1500 ml
weight	1275 gr.
Diameter	226x198 m/m(Pot) 235x203 m/m(Lid)
Height	73.5 m/m(Pot) 26.5 m/m(Lid)



45CA1000E0(Pot)/45LA1000E0(Lid)
玻璃鍋 Glass Casserole

Capacity	1000 ml
weight	826 gr.
Diameter	198x174 m/m(Pot) 205.5x178.5 m/m(Lid)
Height	64.5 m/m(Pot) 23 m/m(Lid)



Heat-Resistant Bowls

● 耐熱玻璃 Heat - resistant Glass



45BA1107E0
玻璃烤碗

Capacity 1107 ml
Width 476 gr.
Diameter 169 m/m
Height 78 m/m



45BA10606E0
玻璃烤碗

Capacity 606 ml
Weight 295 m/m
Dimension 138 m/m
Height 65 m/m



42BC3200E0
3.2L 長方形烤盤
3.2L Rectangular Roaster

Capacity 3200 ml
Weight 1635 gr.
Dimension 394x235 m/m
Height 51.5 m/m



45BC2200E0
2.2L 長方形烤盤
2.2L Rectangular Roaster

Capacity 2200 ml
Weight 1302 gr.
Dimension 345x207 m/m
Height 52 m/m



45BC1800E0
1.8L 長方形烤盤
1.8L Rectangular Roaster

Capacity 1800 ml
Weight 1135 gr.
Dimension 307x180 m/m
Height 53 m/m



45BC1000E0
1.0L 長方形烤盤
1.0L Rectangular Roaster

Capacity 1000 ml
Weight 738 gr.
Dimension 258x150 m/m
Height 45 m/m



45BB2050E0
2.0L 方形烤盤
2.0L Square Roaster

Capacity 2050 ml
Weight 1086 gr.
Dimension 257x218.5 m/m
Height 61.5 m/m



45BA2400E0
2.4L 圓形烤盤
2.4L Round Roaster

Capacity 2400 ml
Weight 970 gr.
Dimension 264 m/m
Height 58 m/m



45BD3200E0
3.2L 橢圓形考盤
3.2L Oval Roaster

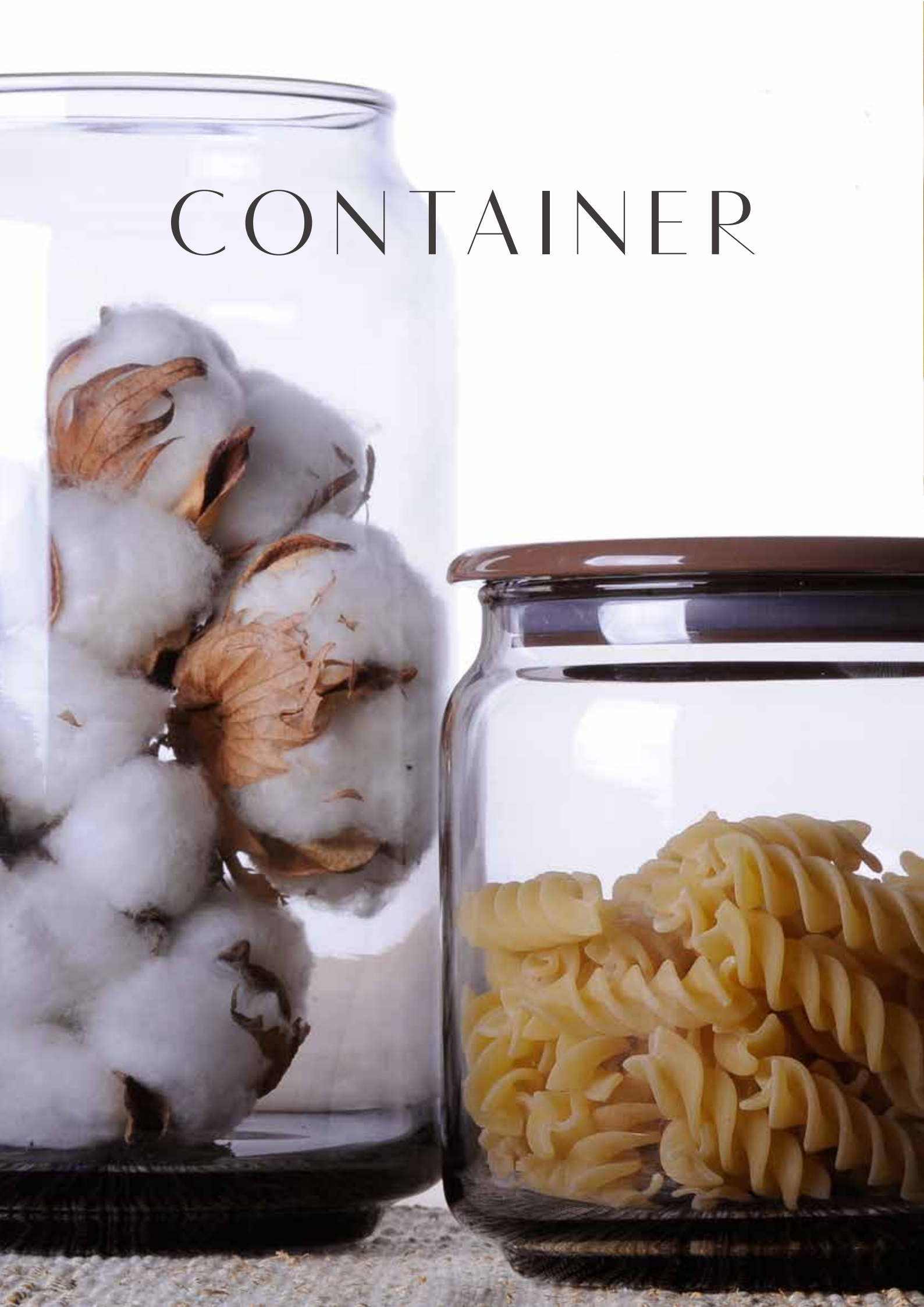
Capacity 3200 ml
Weight 1340 gr.
Dimension 348.5x239.5 m/m
Height 65.5 m/m



45BD2400E0
2.4L 橢圓形考盤
Oval Roaster

Capacity 2400 ml
Weight 1015 gr.
Dimension 300x209 m/m
Height 65 m/m

CONTAINER



Jars

● 鈉鈣玻璃 Soda-lime Glass



41I00500
儲物罐 Jar

Capacity 500 ml
Weight 205 gr.
Height 97 m/m
Top Dia. 78 m/m
Bot Dia. 70 m/m
pcs/box 72
bxs/ctn -
CBM/CTN 0.065



41I00750
儲物罐 Jar

Capacity 750 ml
Weight 270 gr.
Height 142 m/m
Top Dia. 78 m/m
Bot Dia. 70 m/m
pcs/box 48
bxs/ctn -
CBM/CTN 0.062



41I01000
儲物罐 Jar

Capacity 1,000 ml
Weight 330 gr.
Height 170 m/m
Top Dia. 78 m/m
Bot Dia. 70 m/m
pcs/box 48
bxs/ctn -
CBM/CTN 0.085



41I00500P
儲物罐 Jar

Capacity 500 ml
Weight 205 gr.
Height 97 m/m
Top Dia. 78 m/m
Bot Dia. 70 m/m
pcs/box 72
bxs/ctn -
CBM/CTN 0.065



41I00750P
儲物罐 Jar

Capacity 750 ml
Weight 270 gr.
Height 142 m/m
Top Dia. 78 m/m
Bot Dia. 70 m/m
pcs/box 48
bxs/ctn -
CBM/CTN 0.062



41I01000P
儲物罐 Jar

Capacity 1,000 ml
Weight 330 gr.
Height 170 m/m
Top Dia. 78 m/m
Bot Dia. 70 m/m
pcs/box 48
bxs/ctn -
CBM/CTN 0.085



41I00370
儲物罐 Jar

Capacity 370 ml
Weight 165 gr.
Height 75 m/m
Top Dia. 78 m/m
Bot Dia. 70 m/m
pcs/box -
bxs/ctn 72
CBM/CTN 0.080



Heat-Resistant Food Container

● 耐熱玻璃 Heat - resistant Glass



長方形保鮮盒
Rectangle Container

Capacity 1650 ml
Length 212 m/m
Width 92.2 m/m
Height 78.5 m/m



長方形保鮮盒
Rectangle Container

Capacity 900 ml
Length 179 m/m
Width 132 m/m
Height 57 m/m



長方形保鮮盒
Rectangle Containe

Capacity 400 ml
Length 149 m/m
Width 99.5 m/m
Height 44 m/m



方形保鮮盒
Square Container

Capacity 1200 ml
Length 159 m/m
Width 159 m/m
Height 68.5 m/m



方形保鮮盒
Square Container

Capacity 950 ml
Length 146 m/m
Width 146 m/m
Height 73 m/m



方形保鮮盒
Square Container

Capacity 400 ml
Length 115 m/m
Width 115 m/m
Height 57 m/m

Heat-Resistant Food Container

● 耐熱玻璃 Heat - resistant Glass



圓形保鮮盒
Round Container

Capacity 900 ml
Diameter 159.5 m/m
Height 69 m/m



圓形保鮮盒
Round Container

Capacity 750 ml
Diameter 146.5 m/m
Height 74 m/m



圓形保鮮盒
Round Container

Capacity 350 ml
Diameter 113.5 m/m
Height 57 m/m



Heat-Resistant Jars

● 耐熱玻璃 Heat - resistant Glass



53O504800090
儲物罐 Jar

Capacity 600 ml
Weight 130 gr.
Height 100 m/m
Top Dia. 97 m/m
Bot Dia. 96.5 m/m



53I101300090
儲物罐 Jar

Capacity 800 ml
Weight 190 gr.
Height 130 m/m
Top Dia. 97 m/m
Bot Dia. 96.5 m/m



53O508600090
儲物罐 Jar

Capacity 1000 ml
Weight 220 gr.
Height 160 m/m
Top Dia. 97 m/m
Bot Dia. 96.5 m/m



53O51000009C
儲物罐 Jar

Capacity 1200 ml
Weight 240 gr.
Height 190 m/m
Top Dia. 96.5 m/m
Bot Dia. 97 m/m



53O51000009B
儲物罐 Jar

Capacity 1400 ml
Weight 270 gr.
Height 220 m/m
Top Dia. 96.5 m/m
Bot Dia. 97 m/m



53O51000009A
儲物罐 Jar

Capacity 1600 ml
Weight 310 gr.
Height 250 m/m
Top Dia. 96.5 m/m
Bot Dia. 97 m/m



OTHER



Ashtrays

● 鈉鈣玻璃 Sodaime Glass



42P00084
煙灰皿 Ashtray

Capacity -
Weight 338 gr.
Height 53 m/m
Top Dia. 84.5 m/m
Bot Dia. 79 m/m
pcs/box 12
bxs/ctn 4
CBM/CTN 0.028



42P00108
煙灰皿 Ashtray

Capacity -
Weight 265 gr.
Height 35 m/m
Top Dia. 108 m/m
Bot Dia. 87.5 m/m
pcs/box 12
bxs/ctn 6
CBM/CTN 0.042



42P00109
煙灰皿 Ashtray

Capacity -
Weight 220 gr.
Height 36 m/m
Top Dia. 109 m/m
Bot Dia. 75 m/m
pcs/box 12
bxs/ctn 6
CBM/CTN 0.040



42P00110
煙灰皿 Ashtray

Capacity -
Weight 188 gr.
Height 29 m/m
Top Dia. 94 m/m
Bot Dia. 79 m/m
pcs/box 12
bxs/ctn 6
CBM/CTN 0.028



42P00111
煙灰皿 Ashtray

Capacity -
Weight 235 gr.
Height 34 m/m
Top Dia. 111 m/m
Bot Dia. 72 m/m
pcs/box 12
bxs/ctn 6
CBM/CTN 0.042



42P00113
煙灰皿 Ashtray

Capacity -
Weight 240 gr.
Height 36 m/m
Top Dia. 94 m/m
Bot Dia. 71 m/m
pcs/box 12
bxs/ctn 6
CBM/CTN 0.034



42P00157
煙灰皿 Ashtray

Capacity -
Weight 565 gr.
Height 43 m/m
Top Dia. 157 m/m
Bot Dia. -
pcs/box 12
bxs/ctn 3
CBM/CTN 0.057



Candle Holders

● 鈉鈣玻璃 Sodalime Glass



42F00059
直水杯 Tumbler

Capacity 59 ml
Weight 70 gr.
Height 56 m/m
Top Dia. 47 m/m
Bot Dia. 42 m/m
pcs/box 12
bxs/ctn 12
CBM/CTN 0.031



42F00085
小直水杯 Tumbler

Capacity 85 ml
Weight 83 gr.
Height 65 m/m
Top Dia. 52 m/m
Bot Dia. 47 m/m
pcs/box 12
bxs/ctn 12
CBM/CTN 0.040



42F00086
小直水杯 Candleholder

Capacity 86 ml
Weight 90 gr.
Height 55 m/m
Top Dia. 55.5 m/m
Bot Dia. 52 m/m
pcs/box 12
bxs/ctn 12
CBM/CTN 0.042



42F00108
直水杯 Tumbler

Capacity 108 ml
Weight 112 gr.
Height 70 m/m
Top Dia. 55.5 m/m
Bot Dia. 50.5 m/m
pcs/box 12
bxs/ctn 12
CBM/CTN 0.048



42F10080
小直水杯 Tumbler

Capacity 80 ml
Weight 90 gr.
Height 58.5 m/m
Top Dia. 52 m/m
Bot Dia. 47 m/m
pcs/box 12
bxs/ctn 12
CBM/CTN 0.042



42A00130
水杯 Water

Capacity 130 ml
Weight 127 gr.
Height 65 m/m
Top Dia. 68.5 m/m
Bot Dia. 50 m/m
pcs/box 12
bxs/ctn 8
CBM/CTN 0.042



42N00062
橢圓蠟燭杯 Oval Candleholder

Capacity 95 ml
Weight 165 gr.
Height 75 m/m
Top Dia. 62 m/m
Bot Dia. 58 m/m
pcs/box 72
bxs/ctn -
CBM/CTN 0.020



42N00070
橢圓蠟燭杯 Oval Candleholder

Capacity 170 ml
Weight 245 gr.
Height 97 m/m
Top Dia. 70 m/m
Bot Dia. 70 m/m
pcs/box 36
bxs/ctn -
CBM/CTN 0.017



42N00069
小方形燭臺 Square Candleholder

Capacity 80 ml
Weight 130 gr.
Height 55 m/m
Top Dia. 51 m/m
Bot Dia. 40.5 m/m
pcs/box 60
bxs/ctn -
CBM/CTN 0.028



42N00104
大方型燭台 Square Candleholder

Capacity 310 ml
Weight 325 gr.
Height 78 m/m
Top Dia. 76 m/m
Bot Dia. 76.5 m/m
pcs/box 24
bxs/ctn -
CBM/CTN 0.029



41D00090
布丁杯 Votive

Capacity 90 ml
Weight 68 gr.
Height 46 m/m
Top Dia. 60 m/m
Bot Dia. 63 m/m
pcs/box 12
bxs/ctn 16
CBM/CTN 0.057



41D00120
布丁杯 Votive

Capacity 120 ml
Weight 75 gr.
Height 54.5 m/m
Top Dia. 56.5 m/m
Bot Dia. 63 m/m
pcs/box 12
bxs/ctn 12
CBM/CTN 0.054



41D00175
布丁杯 Votive

Capacity 175 ml
Weight 105 gr.
Height 56 m/m
Top Dia. 70 m/m
Bot Dia. 51 m/m
pcs/box 12
bxs/ctn 10
CBM/CTN 0.067



41D00210
布丁杯 Votive

Capacity 210 ml
Weight 80 gr.
Height 63 m/m
Top Dia. 57.5 m/m
Bot Dia. 41 m/m
pcs/box 12
bxs/ctn 10
CBM/CTN 0.068



41D00240
燭杯 Candleholder

Capacity 240 ml
Weight 125 gr.
Height 70 m/m
Top Dia. 81 m/m
Bot Dia. 37.9 m/m
pcs/box 12
bxs/ctn 8
CBM/CTN 0.062



42N00023
燭臺 Candleholder

Capacity 23 ml
Weight 34 gr.
Height 27 m/m
Top Dia. 43 m/m
Bot Dia. 41 m/m
pcs/box 240
bxs/ctn -
CBM/CTN 0.022

Candle Holders

● 鈉鈣玻璃 Sodalime Glass



Candle Holders

● 鈉鈣玻璃 Sodalime Glass



42N00065
燭臺 Candleholder

Capacity 65 ml
Weight 65 gr.
Height 48 m/m
Top Dia. 63 m/m
Bot Dia. 44 m/m
pcs/box 216
bxs/ctn -
CBM/CTN 0.056



42N00082
燭臺 Candleholder

Capacity 125 ml
Weight 155 gr.
Height 68 m/m
Top Dia. 82 m/m
Bot Dia. 33 m/m
pcs/box 12
bxs/ctn 8
CBM/CTN 0.068



42N00068
花瓣燭臺 Candleholder

Capacity 40 ml
Weight 152 gr.
Height 64 m/m
Top Dia. 66 m/m
Bot Dia. 37 m/m
pcs/box 96
bxs/ctn -
CBM/CTN 0.025



42J00200
調味罐 Condiment Jar

Capacity 200 ml
Weight 250 gr.
Height 73 m/m
Top Dia. 79 m/m
Bot Dia. 72 m/m
pcs/box 12
bxs/ctn 6
CBM/CTN 0.045

Bowls & Plates

● 鈉鈣玻璃 Sodalime Glass



42M20109
小皿 Saucer

Capacity -
Weight 225 gr.
Height 40 m/m
Top Dia. 109 m/m
Bot Dia. 60 m/m
pcs/box -
bxs/ctn 48
CBM/CTN 0.03



42L00115
沙拉碗 Salad Bowl

Capacity 330 ml
Weight 210 gr.
Height 53 m/m
Top Dia. 115 m/m
Bot Dia. 64 m/m
pcs/box 12
bxs/ctn 6
CBM/CTN 0.071



42Q00105
冰淇淋碗 Ice Cream Bowl

Capacity 260 ml
Weight 285 gr.
Height 70 m/m
Top Dia. 105 m/m
Bot Dia. 76 m/m
pcs/box 12
bxs/ctn 6
CBM/CTN 0.065



42Q10105
平底冰淇淋碗 Ice Cream Bowl

Capacity 260 ml
Weight 265 gr.
Height 63.5 m/m
Top Dia. 105 m/m
Bot Dia. 76 m/m
pcs/box 12
bxs/ctn 6
CBM/CTN 0.062



42L10100
透明碗 Bowl

Capacity 315 ml
Weight 205 gr.
Height 67 m/m
Top Dia. 100 m/m
Bot Dia. 51 m/m
pcs/box 12
bxs/ctn 6
CBM/CTN 0.068



42L00120
透明碗 Bowl

Capacity 270 ml
Weight 175 gr.
Height 47 m/m
Top Dia. 120 m/m
Bot Dia. 56 m/m
pcs/box 12
bxs/ctn 6
CBM/CTN 0.062



42L00122
透明碗 Bowl

Capacity 410 ml
Weight 290 gr.
Height 73 m/m
Top Dia. 122 m/m
Bot Dia. 60.5 m/m
pcs/box 12
bxs/ctn 4
CBM/CTN 0.062



42L00140
透明碗 Bowl

Capacity 640 ml
Weight 420 gr.
Height 84 m/m
Top Dia. 140 m/m
Bot Dia. 69 m/m
pcs/box 12
bxs/ctn 2
CBM/CTN 0.042



Bowls & Plates

● 鈉鈣玻璃 Sodalime Glass



42L00129
珠寶碗 Salad Bowl

Capacity	-
Weight	230 gr.
Height	54 m/m
Top Dia.	128.5 m/m
Bot Dia.	50 m/m
pcs/box	12
bxs/ctn	6
CBM/CTN	0.085



42L20111
內花碗 Bowl

Capacity	250 ml
Weight	185 gr.
Height	57.5 m/m
Top Dia.	111 m/m
Bot Dia.	46 m/m
pcs/box	12
bxs/ctn	5
CBM/CTN	0.054



42L20180
花球碗 Salad Bowl

Capacity	1,440 ml
Weight	760 gr.
Height	108 m/m
Top Dia.	178 m/m
Bot Dia.	88 m/m
pcs/box	12
bxs/ctn	-
CBM/CTN	0.050



42L00187
花球碗 Salad Bowl

Capacity	1080 ml
Weight	700 gr.
Height	73 m/m
Top Dia.	185 m/m
Bot Dia.	104 m/m
pcs/box	12
bxs/ctn	2
CBM/CTN	0.073



42L00169
金鋼碗 Bowl

Capacity	1085 ml
Weight	495 gr.
Height	77 m/m
Top Dia.	169 m/m
Bot Dia.	87 m/m
pcs/box	6
bxs/ctn	24
CBM/CTN	0.063



42M20228
花球盤 Plate

Capacity	-
Weight	620 gr.
Height	44 m/m
Top Dia.	226 m/m
Bot Dia.	100 m/m
pcs/box	12
bxs/ctn	2
CBM/CTN	0.070



42L00103
金鋼碗 Bowl

Capacity	285 ml
Weight	137 gr.
Height	48 m/m
Top Dia.	103 m/m
Bot Dia.	53 m/m
pcs/box	-
bxs/ctn	90
CBM/CTN	0.058



42L00118
金鋼碗 Bowl

Capacity	357 ml
Weight	186 gr.
Height	55 m/m
Top Dia.	118 m/m
Bot Dia.	62.5 m/m
pcs/box	-
bxs/ctn	48
CBM/CTN	0.046



42L00138
金鋼碗 Bowl

Capacity	585 ml
Weight	285 gr.
Height	64 m/m
Top Dia.	138 m/m
Bot Dia.	74 m/m
pcs/box	6
bxs/ctn	36
CBM/CTN	0.071

Bowls & Plates

● 鈉鈣玻璃 Sodalime Glass

玻璃成型類別

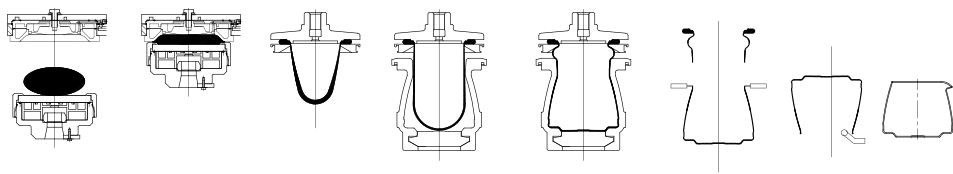
Types of Glass Forming

吹製：杯身輕薄較有質感

Blow : Thinner and lighter

咖啡壺、沖茶杯、雙層杯

Coffee pot, pitcher, double - wall glass



玻璃膏入模 > 吹氣 > 延展 > 成型模閉合 > 吹製成型 > 成型模打開 > 取出 > 切口 > 燒口 > 成品

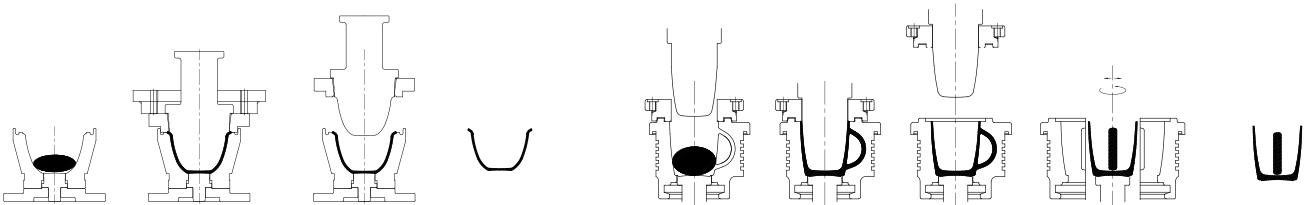
Gob in > Air-blow > Stretch > Blow mold close > Final blow > Blow mold open > Take out > Cut > Burn-off > Finish product

壓製：分為單模及開模（有柄杯）兩種製程，產品厚重較耐撞。

Press : Thicker and heavier, produced by single-mold and split-mold process

馬克杯、威士忌杯、烤盤

Mug, rocks, ovenware



單模成型 Single mold

玻璃膏入模 > 沖心下壓 > 壓製成型 > 頂出 > 成品

Gob in > Plunger down > Press > Push up > Finish product

開模成型 Split mold

玻璃膏入模 > 沖心下壓 > 壓製成型 > 成型模打開 > 頂出 > 成品

Gob in > Plunger down > Press>Mold open> Push up > Finish product

玻璃成型類別

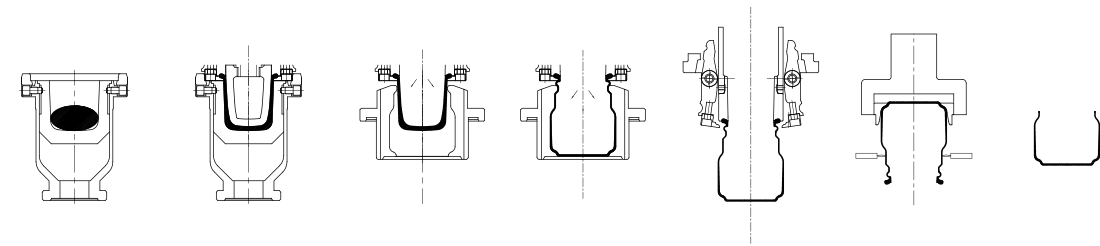
Types of Glass Forming

壓吹：可生產輕薄且有浮雕的薄身杯

Press & blow : Thinner and lighter or with logo embossed on the body.

水杯、儲物罐、啤酒杯

Tumbler, jar, beer glass



玻璃膏入模 > 沖心下壓 > 成型模閉合 > 吹製成型 > 成型模打開 > 倒轉 > 燒口 > 成品

Gob in > Press > Blow mold close > Blow > Blow mold open > Turn over > Burn-off > Finish product

玻璃製造流程

Glass Production Process



1. 生料調和 Batch mixing

將玻璃的主要原料如矽砂、純鹼、石灰石以一定比例調和

Mix the main materials such as silica sand, soda ash and limestone... etc at a certain percentage.



2. 熔解 Melting

依照不同玻璃材質以 1400~1800℃的高溫將原料均勻混合溶解

The raw materials are mixed and melted evenly through 1400~1800℃ temperature.



3. 成型 Forming

按照吹製、壓製等不同成型方式製成外型

Make the shapes by blow, press or different processes.



4. 燒口 Fire-polishing

以火焰將切口燒整平滑或杯身拋光

Polish and smooth the rim or the body of the glass.

玻璃製造流程

Glass Production Process



5. 徐冷 Annealing

玻璃成型後須從 500~1000℃ 的高溫以和緩的溫度曲線下降至常溫以固化並形成穩定的應力


A gentle temperature curve is required to anneal and solidify the glass slowly from 500~1000 °C to room temperature in order to stabilize the strain of the glass.



6. 工檢 Inline selection

經由線上檢查人員篩選並剔除外觀缺點

To select and reject defectives by inline inspectors.



7. 印刷 Screen-printing

使用有機色料、無鉛色料及金屬色料印製多達六色的網版印刷圖案

Screen-printing up to 6 colors by organic , non-lead or metal pigment.



8. 包裝 Packaging

依照客戶需求作商品包裝或配件組裝

Retail-packaging or accessory-assembling as per clients' request.



9. 倉儲 Warehousing

使用棧板、貨架式及自動倉儲系統確保成品存放品質

Combine pallets, racks and automated storage systems to ensure the products quality.



10. 出貨 Shipping

在 20 分鐘內混裝多樣產品並完成裝櫃

Mix different articles to load one container in 20 mins.

製品規格表

Product Specifications

		鈉鈣玻璃 Sodalime Glass		硼矽酸玻璃 Borosilicate Glass	
製程 Process		壓製 Press	壓吹 Press & Blow	吹製 Blow	壓製 Press
重量 Weight	Max	900 g	350 g	380-400 g	1650 g
	Min	20 g	68 g	120 g	240 g
直徑 Diameter	Max	單模 BLOCK MOLD: 230 mm 開模 (有柄杯) WITH HANDLE: 110 mm	96 mm	180 mm	420 mm
	Min	BLOCK MOLD:28 mm	45 mm	50 mm	120mm
高度 Height	Max	210 mm	170 mm	320 mm	350 mm
	Min	41 mm	46 mm	40 mm	40 mm
厚度 Thickness	口部 Mouth	MIN 1.75 mm	1.2 ~ 2.0 mm	1.0 ~ 2.5 mm	2.5 mm
	含燒口 w/burn-off rim	N/A	 1.5 ~ 2.5mm	 2.2 ~ 3.2mm	N/A
	胴身 Body	3 ~ 8 mm	1.8 ~ 3.5 mm	1.2 ~ 3.5 mm	3.5 mm
	底部 Bottom	4 ~ 15 mm	6 ~ 15 mm	2.5 ~ 5 mm	6 ~ 15 mm
圖例 Illustration					